


Irvine Unified School District

LCAP/Budget Update for Public Hearing June 3, 2014





Top Suggestions From Stakeholders January – April, 2014

- #1 – Class Size Reduction
- #2 – Increased Access to Technology
- #3 – Enhanced Technology Infrastructure
- #4 – Other Areas
 - Administrative Support
 - Common Aligned Assessments
 - Common Core Aligned Materials
 - Elementary P.E. Specialists
 - ELL Support for Students
 - Equity of Facilities
 - Increased Elective Options
 - Increased Professional Learning Opportunities
 - Intervention Support for Students
 - PBIS Support
 - PLC Planning Time



LCAP - District Goal #1

Ensure All Students Attain Proficiency In The Current Content Standards

	Base	Supplemental
Implementation of Common Core	X	
District Office Staffing to Support Sites with Common Core	X	
TOSA's to Support with Common Core	X	X
Special Education TOSA's	X	
Maintain District Elementary Science Program	X	
Increase per Pupil Site Allocations & Restore 11/12 Carryover	X	
Maintain Existing Programs - EIA, GATE, Disproportionality Programs, SLIP, Summer School, Extended Learning, Campus Officers, Support Family Resource Center	X	X



LCAP – District Goal #2

Ensure Access To Rigorous And Relevant Learning Tools, Resources And Skills For All Staff And Students

	Base	Supplemental
District Office Level Technical Support Staff	X	
School Site Infrastructure	X	
District Office Infrastructure	X	
Course Management System	X	
Computer Management System	X	
Common Core Aligned Instructional Materials	X	X



LCAP – District Goal #3

Cultivate A Positive School Culture And System Of Supports For Student Personal And Academic Growth

	Base	Supplemental
Restore Full-time Assistant Principals to Secondary Sites	X	
TOSA School Support Facilitators for all Elementary Sites	X	X
Coordinator of Mental Health		X
Site Allocations to Support EL, Low-income & Foster Youth		X
Class Size Reduction: Reduce Grades TK-K to 31; 1-2 to 30; and 4-6 to 33 Reduce Secondary Ratios by 1 Student per Classroom	X	
Increase Maintenance & Operations Staff	X	
Contribution to the Deferred Maintenance Fund	X	
Maintain Existing Programs - EIA, 450:1 Counseling Programs, PBIS, PLC Release Days, CAHSEE Support	X	X



LCAP – District Goal #4

Communicate Effectively And Form Strategic Alliances To Secure The Support And Resources Necessary To Deliver Our Vision

	Base	Supplemental
Increase Parent Engagement	X	X
Increase Parent Communication and Outreach		X
Family Involvement		X
Parenting Classes and Services		X



Top Suggestions From Stakeholders

May, 2014

- #1 – Parent Advisory Committee (PTA Presidents)
 - May 21, 2014 – 9:00 am
- #2 – District English Language Advisory Committee (DELAC)
 - May 21, 2014 – 6:00 pm
- #3 – Community Notification – NewsFlash Survey
 - May 2014

Stakeholder Suggestions:

- Greater focus on class-size reduction
- Additional professional learning for teachers to support technology integration into the classroom
- Greater focus on arts instruction
- Additional support for health and student safety
- Additional opportunities for parent input in the process
- Greater focus on services that directly impact student learning
- Greater focus on supporting gifted students





2014-15 May Revise Update

- On May 13, 2014 the Governor released the May Revision to his 2014-15 January Budget proposal
- In the absence of a Final State Adopted Budget, Districts build Budgets based on the Governor's Proposal
- While recognizing an increase in state revenues of approximately \$2.4 billion, Proposition 98 is allocated only a nominal amount

	2012-13	2013-14	2014-15	Three-Year Total (In Millions)
State Revenues	-\$513	\$2,038	\$843	\$2,368
Proposition 98	-\$547	\$1,489	-\$700	\$242



2014-15 May Revise Highlights

- The May Revise contains no significant programmatic funding augmentations for K-14 education
- The Governor's plan does however, propose an aggressive solution to address a CalSTRS unfunded liability of approximately \$74 billion
 - Governor's plan characterized as a "plan of shared responsibility"
 - Annual increases in contributions from state, school districts and employees
 - Plan to go into effect in 2014-15



Proposed CalSTRS Increases

- **Employers** – 1.25% increase in 2014-15 with additional increases of 1.6% annually through 2021
- **Employees** – (Pre PEPRA*) - 0.15% increase in 2014-15 with additional increases of 1.05% annually through 2016-17
- **Employees** – (Post PEPRA*) - .08% increase in 2014-15 with additional cumulative increases of 1.13% through 2016-17
- **State** - 0.44% increase in 2014-15 with additional cumulative increases of 2.88% through 2016-17

* Public Employees' Pension Reform Act



Proposed CalSTRS Increases

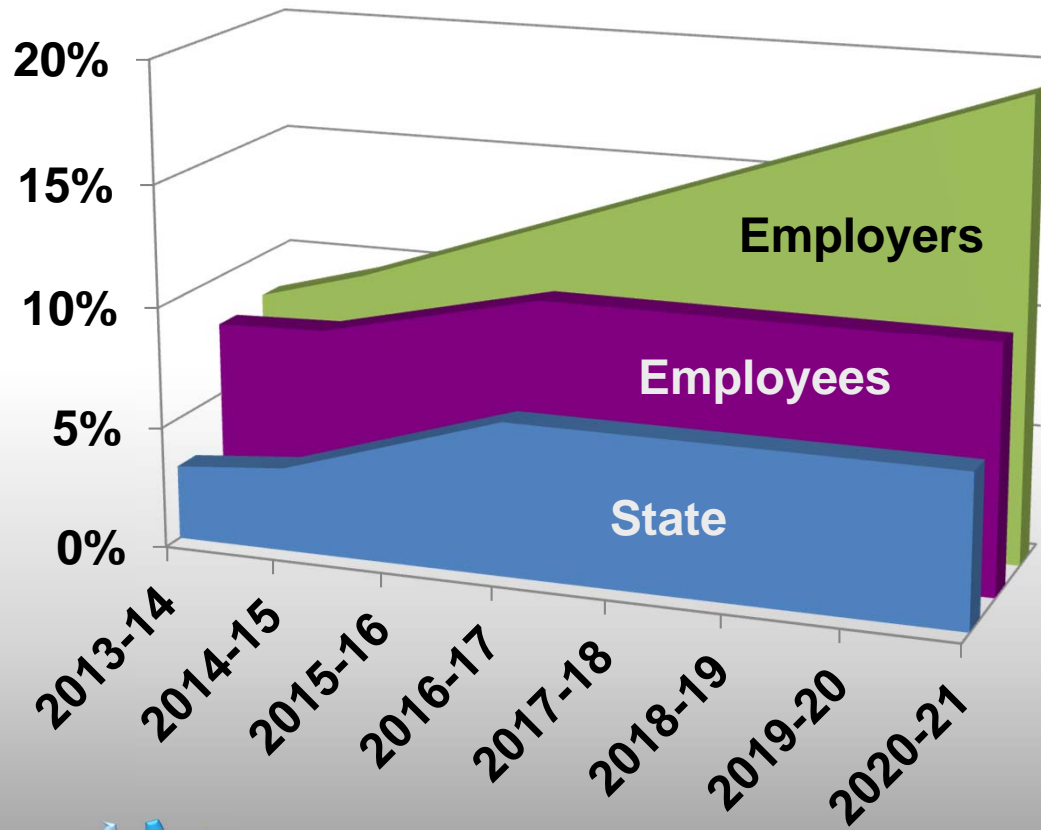
			Pre-PEPRA*	Post-PEPRA*	
	Year	Employer	Employee		State
Current	2013-14	8.25%	8.00%	8.00%	3.041%
Proposed	2014-15	9.50%	8.15%	8.08%	3.45%
	2015-16	11.10%	9.20%	8.56%	4.89%
	2016-17	12.70%	10.25%	9.21%	6.33%
	2017-18	14.30%	10.25%	9.21%	6.33%
	2018-19	15.90%	10.25%	9.21%	6.33%
	2019-20	17.50%	10.25%	9.21%	6.33%
	2020-21	19.10%	10.25%	9.21%	6.33%

- School district's increases from 8.25% to 19.1%
- For IUSD this represents an increase of \$1.6 million for 14/15 and a projected cumulative total ongoing increase of over \$15 million by 20/21



Potential CalSTRS Rate Increases

Proposed Contribution Rates



- The burden is clearly on the employers
- Of the current \$74 billion CalSTRS unfunded liability:
 - \$20 billion will be funded by the state
 - \$8 billion will be funded by employees
 - \$47 billion will be funded by employers



IUSD Estimated LCFF Funding

Based on DOF Projections

IUSD LCFF	2014-15 Projection	2015-16 Projection
LCFF Target <small>(Actual Target to be Reached in 2020-21)</small>	\$255,636,969	\$270,455,913
LCFF Floor <small>(2012-13 Actual Funding Adjusted for ADA Growth & Any LCFF Funding rec'd)</small>	\$184,310,501	\$211,488,888
LCFF Gap = <small>(Difference Between Target & Floor)</small>	\$71,326,468	\$58,967,025
Gap Funding Rate = <small>(% of Gap to be Funded, set by Governor)</small>	28.05%	33.95%
Gap Funding Amount = <small>(Anticipated Additional Funds)</small>	\$20,007,074	\$20,019,305
Total LCFF Funding =	\$204,317,575	\$231,508,193



Budget Prioritization Process Starting Point

(Utilization of Ongoing and One-Time Resources)


Description	\$ in millions
Ongoing Available Funding	
2014-15 Projected LCFF Ongoing Allocation	\$20.0
One-Time Available Funding	
2013-14 Projected Unrestricted EFB:	\$35.0
State Mandated Reserves @ 2%	<\$6.0>
Planned Deficit Spending in 2014-15	<\$10.0>
One-Time Funding Available in 2014-15	\$19.0



Budget Prioritization Focus Areas

- Aligned with feedback received from stakeholders, the IUSD cabinet presents the following focus areas for the allocation of additional resources in 2014-15 and 2015-16:

Description	On-Going Allocation		One-Time
	2014-15	2015-16	2014-15
<u>Student Learning:</u>			
Reduce Class Size; TK-6 (2); 7-12 (1)	\$3,911,112		
Increase Site Allocations by 25%; Return 11/12 Site Carryover	\$500,000	\$500,000	\$516,000
Curriculum Development and Textbook Adoption			\$1,000,000
Grades 4-6 Science (Previously Funded by IRWD)			\$1,500,000
<u>Sub-Total Student Learning:</u>	\$4,411,112	\$500,000	\$3,016,000
<u>Site Level Support:</u>			
Restore Full-time Asst. Principals at Secondary	\$153,000		
TOSA School Support Facilitators at Elementary	\$1,283,398		
Site Level Technology Support	\$500,000	\$500,000	



Budget Prioritization Focus Areas Con't.

Description	On-Going Allocation		One-Time
	2014-15	2015-16	2014-15
<u>Site Level Support con't.:</u>			
Districtwide Technology Infrastructure Upgrades		\$1,000,000	\$4,005,000
<i>Sub-Total Site Level Support:</i>	\$1,936,398	\$1,500,000	\$4,005,000
<u>District Level Support:</u>			
Ed Services Admin and TOSA Support	\$581,862		\$692,566
HR Position Control	\$97,500		
M&O and Grounds	\$159,500	\$234,000	
Deferred Maintenance			\$3,500,000
<i>Sub-Total District Level Support:</i>	\$838,862	\$234,000	\$4,192,566
<u>Fiscal Stabilization:</u>			\$5,000,000



Budget Prioritization Focus Areas Con't.

Description	On-Going Allocation		One-Time
	2014-15	2015-16	2014-15
<i>Summary by Major Category:</i>			
Student Learning:	\$4,411,112	\$500,000	\$3,016,000
Site Level Support:	\$1,936,398	\$1,500,000	\$4,005,000
District Level Support:	\$838,862	\$234,000	\$4,192,566
Fiscal Stabilization:			\$5,000,000
<i>Totals:</i>	\$7,186,372	\$2,234,000	\$16,213,566
<i>Unallocated:</i>	\$9,879,628		\$3,286,434



2014-15 & 2015-16 Budget Projections Unrestricted General Fund

Description	2013-14 Projected	2014-15 Projected	2015-16 Projected	2016-17 Projected
Total Revenues	\$191,059,044	\$213,421,639	\$244,260,232	\$263,336,735
Total Expenditures	\$171,507,735	\$189,621,393	\$195,761,370	\$207,588,354
Currently Unallocated		\$13,166,062	\$9,879,628	\$9,879,628
Revised Total Expenditures	\$171,507,735	\$202,787,455	\$205,640,998	\$217,467,982
EXCESS (DEFICIENCY)	\$19,551,309	\$10,634,184	\$38,619,234	\$45,868,753
Other Sources/Uses	<\$30,142,152>	<\$33,438,792>	<\$32,011,378>	<\$32,488,535>
Net Increase/(Decrease)	<\$10,590,843>	<\$22,804,608>	\$6,607,856	\$13,380,218



2014-15 & 2015-16 Budget Projections Unrestricted General Fund

Description	2013-14 Projected	2014-15 Projected	2015-16 Projected	2016-17 Projected
Estimated Beginning Fund Balance	\$47,991,720	\$37,400,877	\$14,596,269	\$21,204,125
Estimated Ending Fund Balance	\$37,400,877	\$14,596,269	\$21,204,125	\$34,584,343
<u>Components of Ending Fund Balance:</u>				
Revolving Cash	\$400,000	\$400,000	\$400,000	\$400,000
State Recommended Minimum DEU	\$7,300,000	\$5,150,000	\$5,250,000	\$5,500,000
Contingency Reserve		\$5,000,000	\$5,000,000	\$5,000,000
Deferred Allocation		\$2,234,000	-----	-----
Remainder	\$29,700,877	\$1,812,269	\$10,554,125	\$23,684,343



Questions/Discussion

