

# IRVINE UNIFIED SCHOOL DISTRICT



## Local Control Funding Formula California Dashboard



# Local Control Funding Formula: LCFF

County, District and School Site  
Accountability System

- ☐ Funding Allocation Model
- ☐ Local Control Accountability Plan (LCAP)
- ☐ California Dashboard








# District Needs Assessment

- BrightBytes Survey
- California Dashboard
- Annual Survey





# Dashboard Indicators Fall 2019

Academic Performance		Status	Change
ELA Assessment		Very High	Maintained
Math Assessment		Very High	Maintained
College/Career		High	Declined
Local: Implementation of Academic Standards		<b>STANDARD MET</b>	



Very Low



Very High




# Dashboard Indicators Fall 2019

Academic Engagement		Status	Change
Graduation Rate		Very High	Maintained
Chronic Absenteeism		Low	Maintained
Local: Access to a Broad Course of Study		<b>STANDARD MET</b>	





# Dashboard Indicators Fall 2019

Conditions and Climate		Status	Change
Suspension Rate		Very Low	Maintained
Local: Basics: Teachers, Instructional Materials, Facilities		STANDARD MET	
Local: Parent Engagement		STANDARD MET	
Local: Local Climate Survey		STANDARD MET	








# English Learner Progress


## Academic Performance

- **70.9% making progress towards proficiency**
- **Performance Level: VERY HIGH**
- **4,647 EL students assessed**
- **7,242 students receiving EL Services**
- **14,992 - 2<sup>nd</sup> Language Learners**





# Academic Performance



## = All Students: ELA Assessment

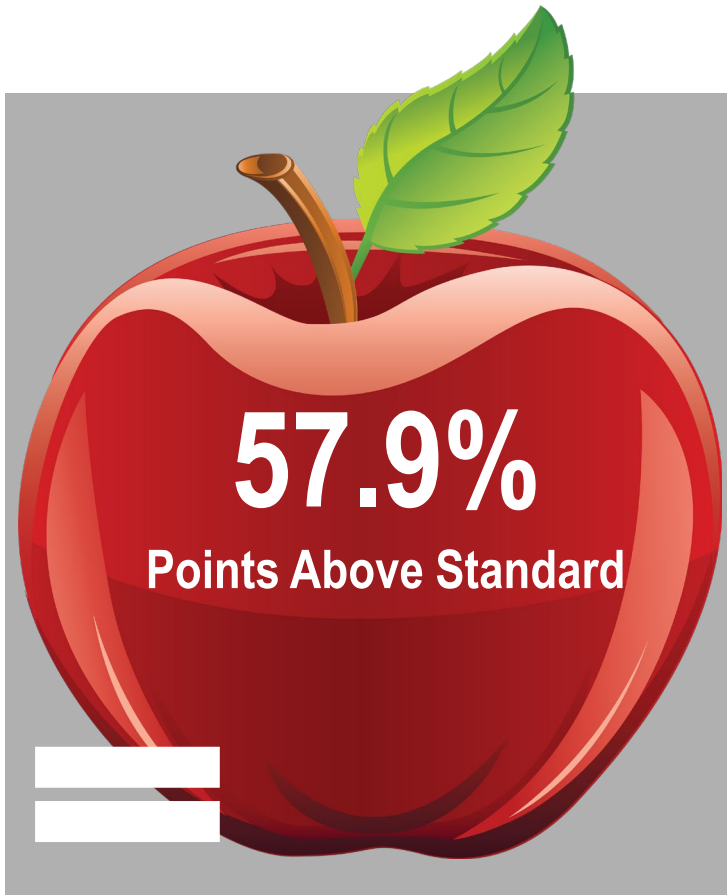
= English Learner	= Asian
= Socioeconomic Disadvantaged	+ Filipino
- Foster Youth	= Hispanic
= Homeless Youth	= Pacific Islander
+ Students With Disabilities	+ White
- African American	= Two or more races







# Academic Performance



**= All Students: Math Assessment**

**= English Learner**

**= Socioeconomic Disadvantaged**

**- Foster Youth**

**= Homeless Youth**

**= Students With Disabilities**

**- African American**

**= Asian**

**+ Filipino**

**= Hispanic**

**= Pacific Islander**

**= White**

**= Two or more races**

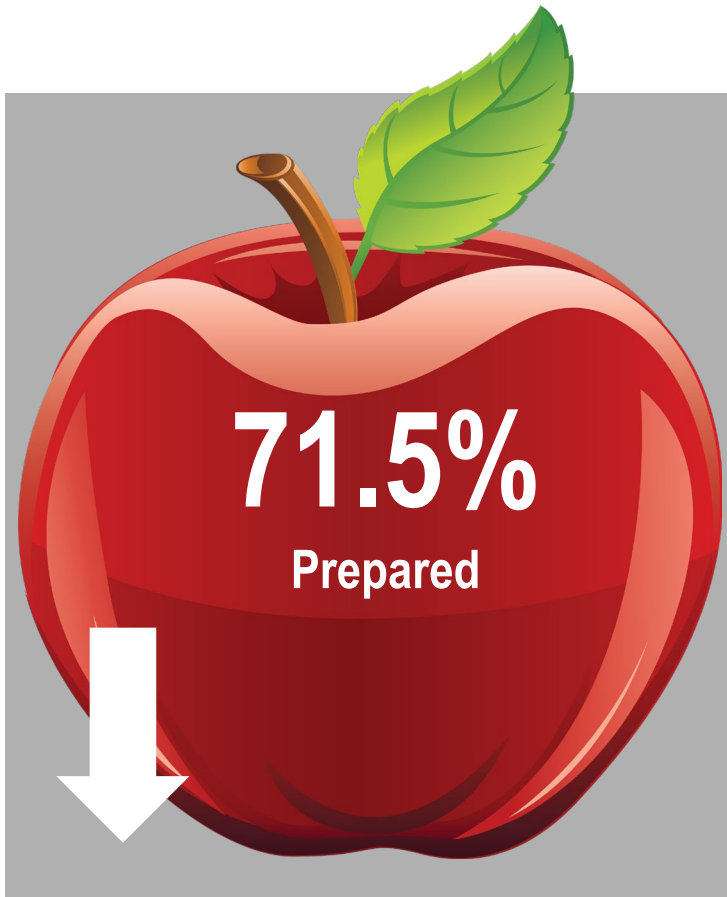
Very Low



Very High



# Academic Performance




-	All Students: College/Career Readiness		
-	English Learner	-	Asian
-	Socioeconomic Disadvantaged	+	Filipino
	Foster Youth	-	Hispanic
	Homeless Youth		Pacific Islander
=	Students With Disabilities	=	White
-	African American	+	Two or more races





# Academic Engagement



**= All Students: Graduation Rate**

**= English Learner**

**= Socioeconomic Disadvantaged**

**Foster Youth**

**Homeless Youth**

**- Students With Disabilities**

**- African American**

**= Asian**

**= Filipino**

**= Hispanic**

**Pacific Islander**


**= White**

**= Two or more races**





# Academic Engagement




## + All Students: Chronic Absenteeism

=	English Learner	+	Asian
-	Socioeconomic Disadvantaged	-	Filipino
+	Foster Youth	+	Hispanic
+	Homeless Youth	-	Pacific Islander
=	Students With Disabilities	-	White
-	African American	-	Two or more races





# Conditions and Climate



## + All Students: Suspension Rate

=	English Learner	=	Asian
=	Socioeconomic Disadvantaged	=	Filipino
+	Foster Youth	=	Hispanic
-	Homeless Youth	+	Pacific Islander
-	Students With Disabilities	=	White
=	African American	=	Two or more races





# IRVINE UNIFIED SCHOOL DISTRICT

