

**California  
Dashboard:  
Local Indicators**



# Objectives:





- ✓ Review IUSD ratings for Local Indicators
- ✓ Overview of information available on the dashboard





*The dashboard contains reports that display the performance of Local Educational Agencies, schools and student groups on a set of eight state and local measures to assist in identifying strengths, weaknesses and areas in need of improvement.*

# State Dashboard Indicators:

	Status	Change
<b>Suspension:</b> 	Low	Maintained
<b>EL Progress:</b> 	Very High	Increased
<b>Graduation:</b> 	Very High	Maintained
<b>ELA/Math:</b> 	Very High	Maintained

# Four Local Indicators:



**Basic Conditions**



**Implementation of Academic Standards**



**School Climate Survey**



**Parent Involvement and Engagement**

# Local Indicators:



**MET**



**NOT MET**



**NOT  
MET**

For 2 or more years

# LCFF Priority #1

**Basic Conditions: Appropriately assigned teachers, access to curriculum aligned materials, and safe, clean and functional school facilities.**

## Evidence:

- ✓ 0 teacher misassignments/vacancies
- ✓ 0 students without access to standards aligned materials
- ✓ Facilities: 18 = Good, 22 = Exemplary



**MET**

# LCFF Priority #2

## Implementation of State Academic Standards

### Evidence:

- ✓ Full implementation/sustainability on 21 of 23 indicators
- ✓ Full implementation on 1 indicator
- ✓ Initial implementation on 1 indicator



**MET**



# LCFF Priority #6

## School Climate Survey

### Evidence:

- ✓ Participation in Annual Survey
- ✓ Participation in California Healthy Kids Survey (every two years)



**MET**

# LCFF Priority #3

## Parent Involvement and Engagement

### Evidence:

- ✓ Participation in Annual Survey
- ✓ Annual Survey parent responses
- ✓ Site/District level involvement



**MET**

**Next Steps:**

