

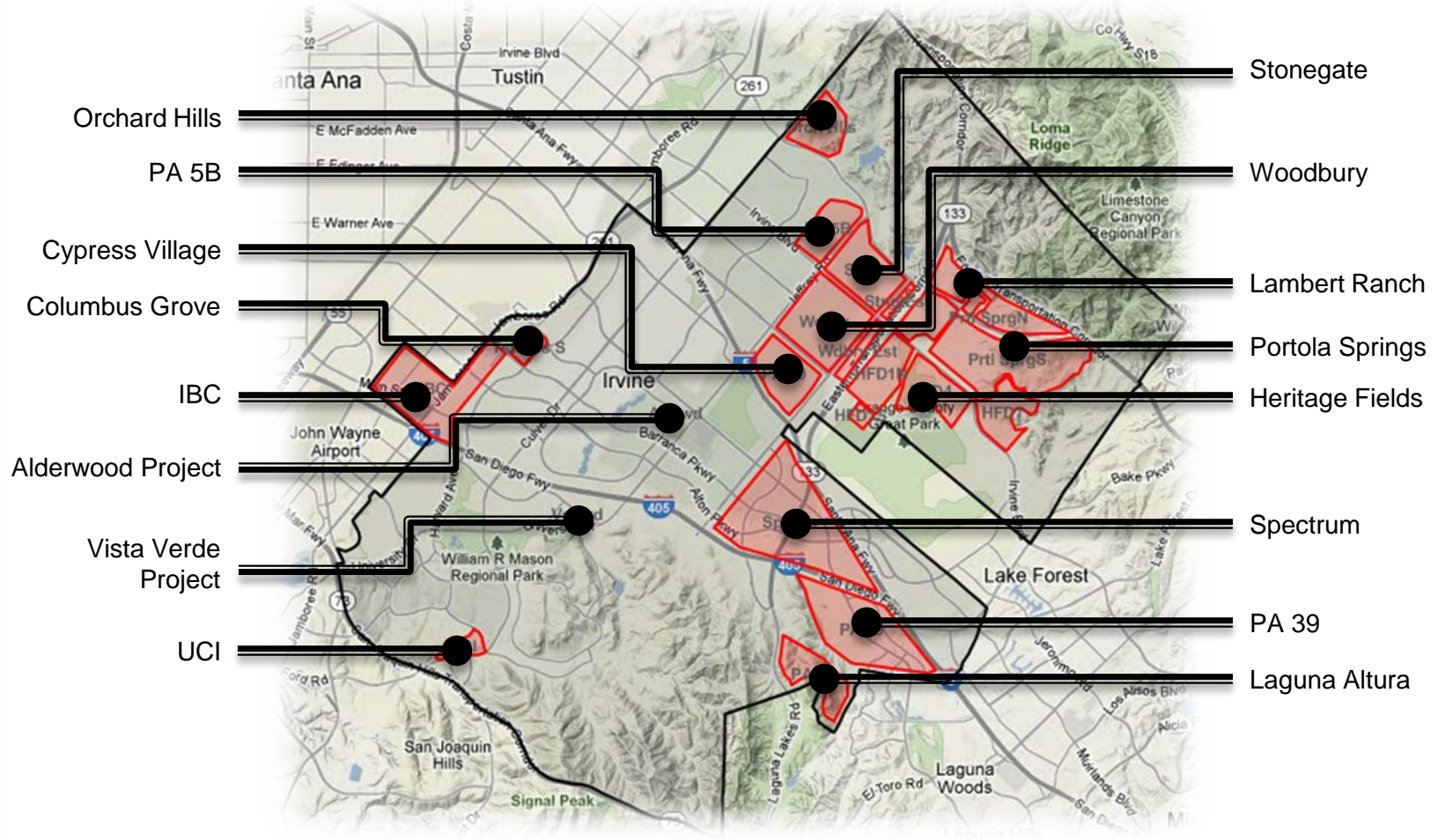


Where do we go from here?

- Timeline for Future New Schools/Expansions
- Schools Eligible for Modernization
- Education Specification Enhancements on Existing Schools (sample sites)
- Prioritization Process Description



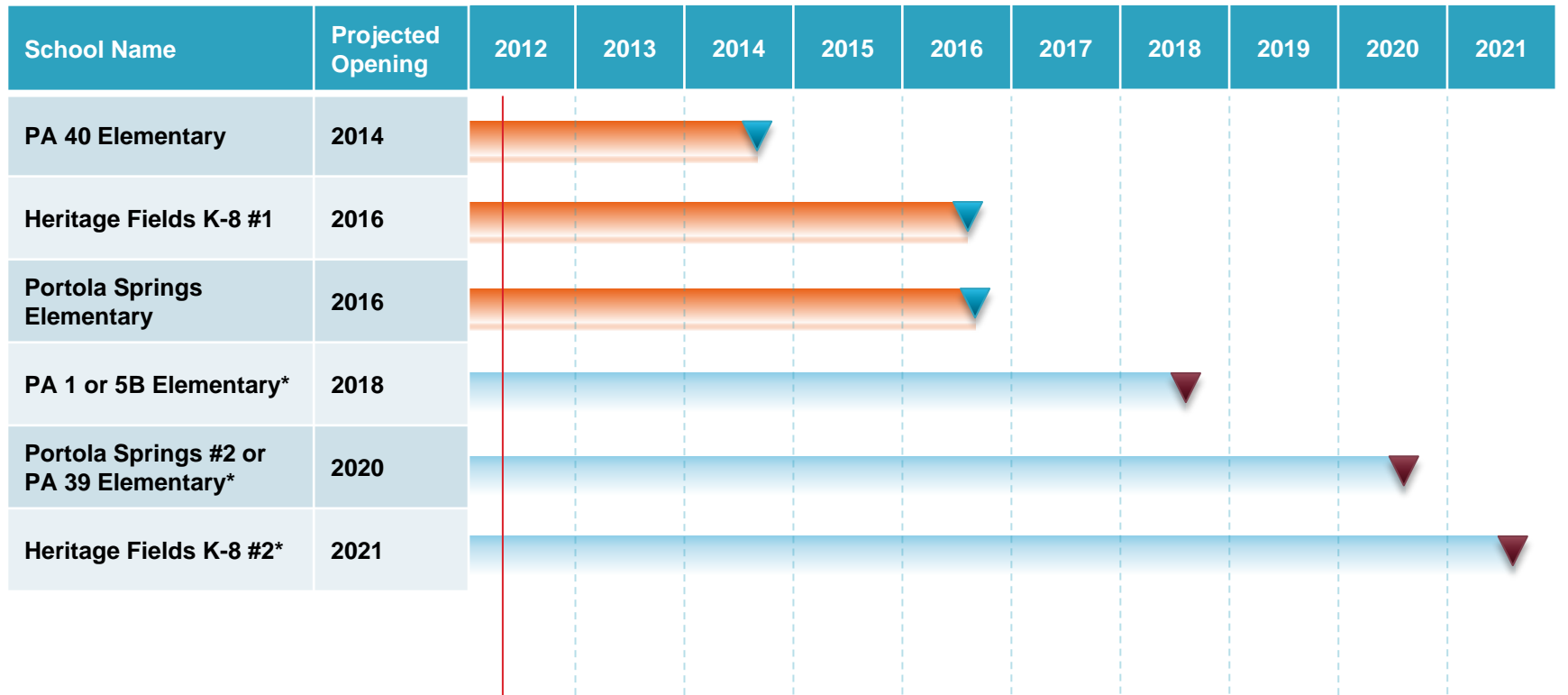
New Residential Development





K-6 Enrollment Projections Summary (Moderate)

Grade	2011	2012	2017	2021
K-6 Projection	15,420	16,150	20,893	23,291
Capacity	18,483	18,483	20,933	20,933*
Open Seats	3,063	2,333	40	-2,739



* Capacity not included in Total



PA 40 Elementary School

Ruhnau Ruhnau Clarke

January 25, 2012

IRVINE UNIFIED SCHOOL DISTRICT
"The highest quality educational experience."

NEW ELEMENTARY SCHOOL
VISION IS THE WORK OF THOSE WHO HAVE THE WILL TO SEE

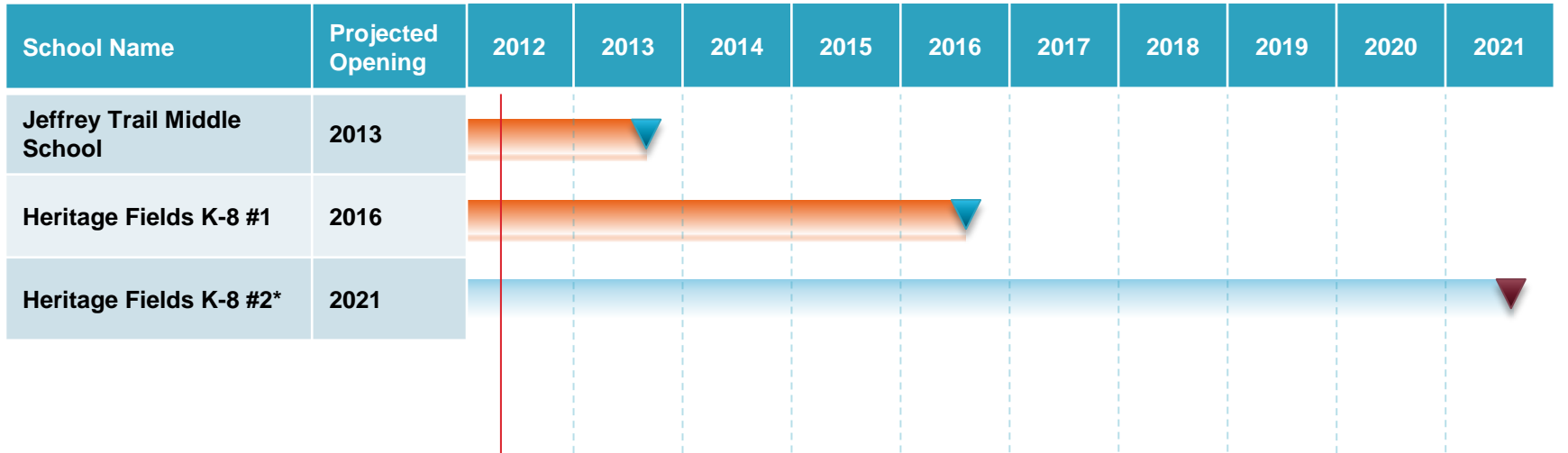
Great architecture is the result of talented architects who take the final process of deep listening, testing, thinking, and then act boldly.
Mobile architecture is the design of space that contains, contains, enables and stimulates the people in that space.
Practical architecture meets the physical and emotional needs of all who enter.
Timelier architecture combines imaginative solutions with artistic solutions to produce a structure worthy of its legacy.
Responsible architecture breaks financial boundaries with dedication to produce a deeply satisfied client.





7-8 Enrollment Projections Summary (Moderate)

Grade	2011	2012	2017	2021
7-8 Projection	3,861	4,125	5,144	5,687
Capacity	4,435	4,435	5,285	5,285*
Open Seats	574	310	141	-402

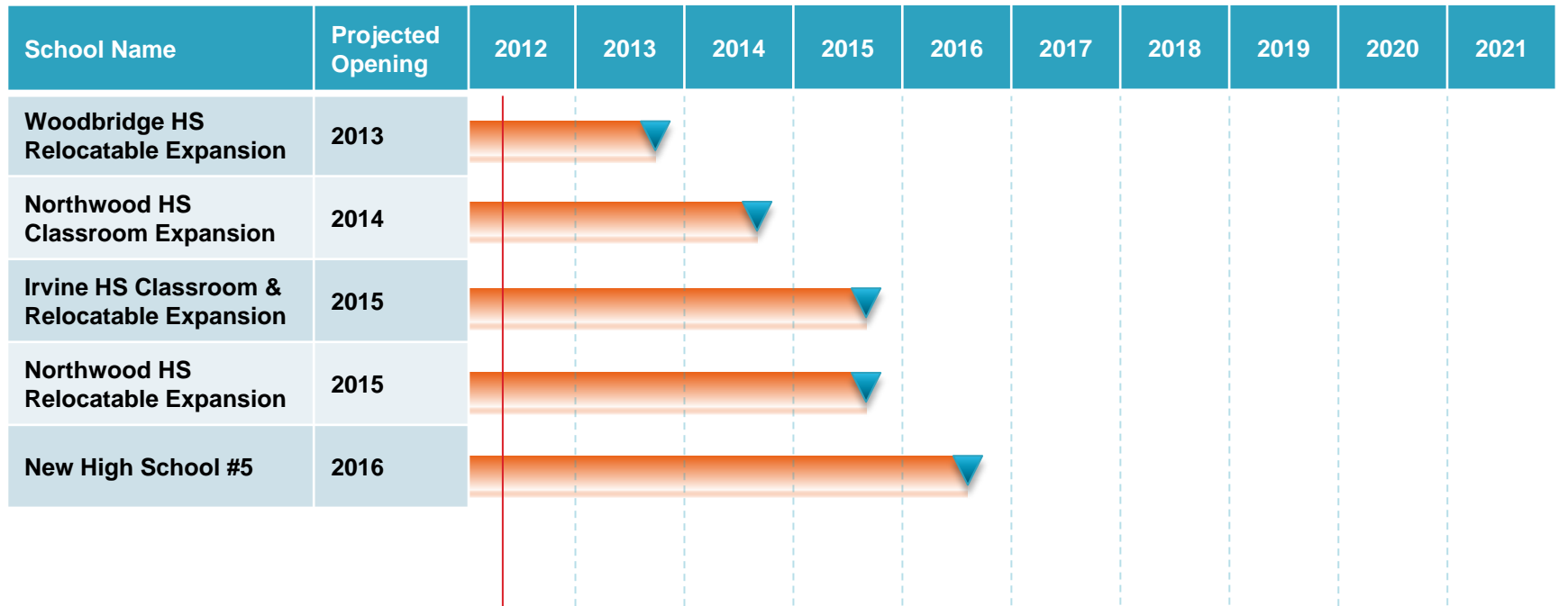


* Capacity not included in Total



9-12 Enrollment Projections Summary (Moderate)

Grade	2011	2012	2016	2021
9-12 Projection	8,722	8,890	10,840	13,730
Capacity	9,618	9,618	12,325*	13,325**
Open Seats	896	728	1,485	-405

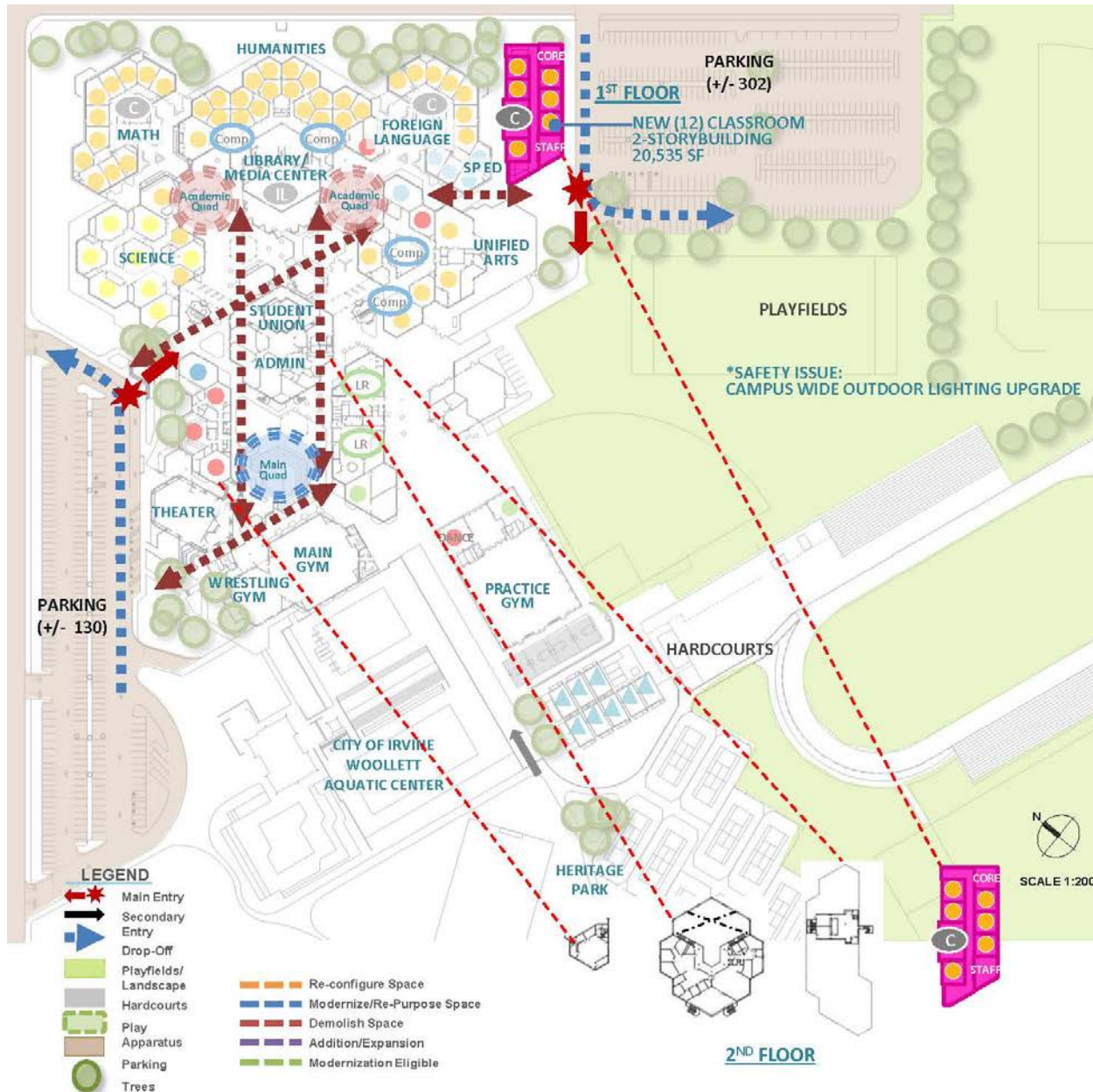


* Capacity includes Expansions for Permanent Capacity

** Capacity includes Expansions for Permanent Capacity and Relocatable Expansions for Peak Enrollment



Irvine HS Site Plan



SCHOOL STATISTICS	
Grades:	9-12
2010/11 Enrollment:	1948
Year Built:	1976
Modernization:	Some Bldgs
Site Acreage:	59.1
# Portables:	8
Existing Parking:	± 432
Targeted Enrollment	2400

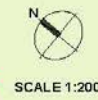
CAPACITY	
66 Standard Classrooms	
+4 SDC	
=70 Teaching Stations	
+12 TS	
=82 Permanent Teaching Stations	

PROPOSED SCOPE	
	New Construction
	Reconfiguration
	Modernization
	New Site Work
	Demolition

Project 1

UTILIZATION LEGEND	
	Classroom Clusters
	Science
	Business/Design/Engineering
	Special Ed (SDC/SH)
	Physical Education
	Performing Arts/Multi Media
	ASB/Library/Student Union
	Portable (Color based on Program)
	Other Spaces

LEGEND	
	Main Entry
	Secondary Entry
	Drop-Off
	Playfields/Landscape
	Hardcourts
	Play Apparatus
	Parking
	Trees
	Re-configure Space
	Modernize/Re-Purpose Space
	Demolish Space
	Addition/Expansion
	Modernization Eligible

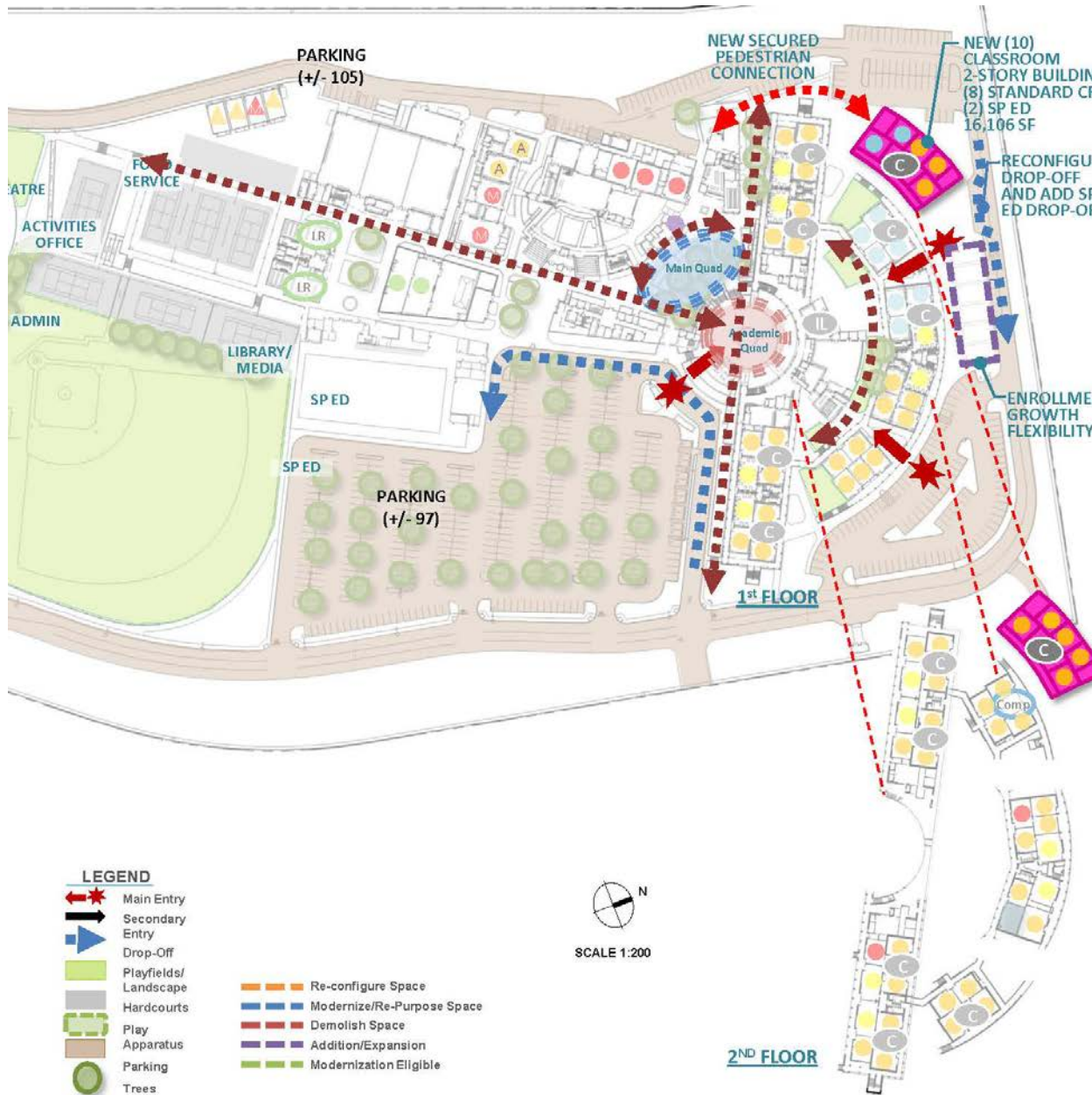


Irvine High School

Proposed Implementation Plan – Irvine High School
4321 Walnut Avenue | Irvine, CA 92604



Northwood HS Site Plan



SCHOOL STATISTICS

Grades:	9-12
2010/11 Enrollment:	1948
Year Built:	1999
Modernization:	(2024)
Site Acreage:	40.0
# Portables:	4
Existing Parking:	636
Proposed Parking:	626
Parking Reduction:	10

CAPACITY

71 Standard Classrooms
+7 SDC
=78 Teaching Stations
+2 SDC/Living Skills
+8 Teaching Stations
=88 Teaching Stations

PROPOSED SCOPE

- New Construction
- Reconfiguration
- Modernization
- New Site Work
- Demolition

Project 1

UTILIZATION LEGEND

- Classroom Clusters
- Science
- Business/Design/Engineering
- Special Ed (SDC/SH)
- Physical Education
- Performing Arts/Multi Media
- ASB/Library/Student Union
- Portable (Color based on Program)
- Other Spaces

LEGEND

 Main Entry	 Re-configure Space
 Secondary Entry	 Modernize/Re-Purpose Space
 Drop-Off	 Demolish Space
 Playfields/Landscape	 Addition/Expansion
 Hardcourts	 Modernization Eligible
 Play	
 Apparatus	
 Parking	
 Trees	



Proposed Implementation Plan – Northwood High School
 4515 Portola Parkway | Irvine, CA 92620
Northwood High School
LPA

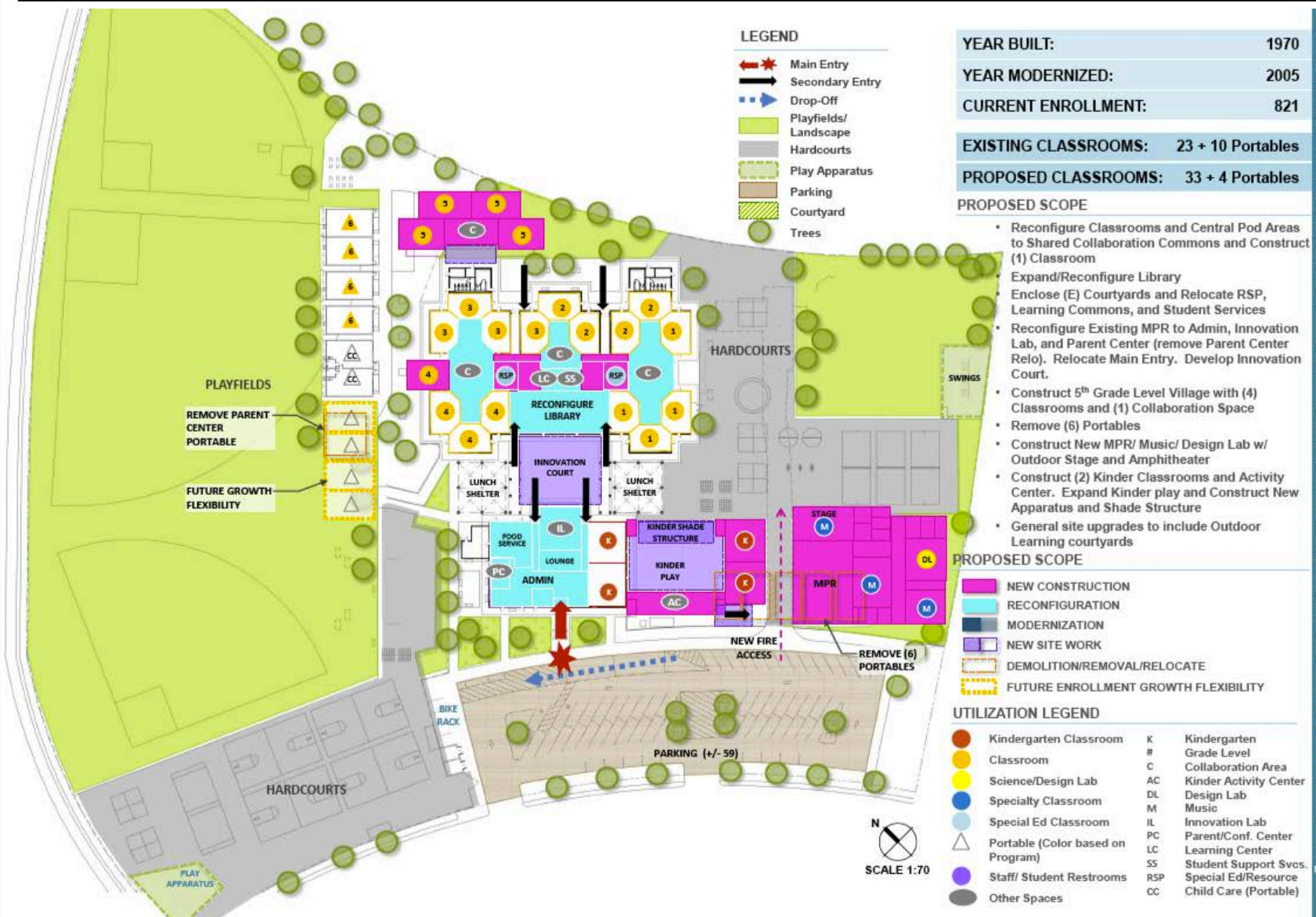


State Modernization Eligibility

<u>Site</u>	<u>Year Eligible</u>
Irvine HS Bldgs. AB/AC	2012
Woodbridge HS Bldgs. M,C,E, J	2012
Meadow Park Elementary	2012
Brywood Elementary	2013
Springbrook Elementary	2014
Westpark Elementary	2014
Woodbridge HS Bldg. K	2014
University HS Gym/Theater/Science	2017
South Lake Middle	2019



Turtle Rock ES Ed Spec Enhancements



Implementation Plan
 Turtle Rock Elementary School
 5151 Amalfi Drive | Irvine, CA 92612
 March 2012

Turtle Rock Elementary School

This School Site Facility Master Implementation Plan presents an overview of the facility and space improvements approved by the SUSD Board, Nov. 2012 - onto the existing facility plan. The proposed facility modifications and enhancements were reviewed by a school site committee. This plan reflects the project. It represents a 20-year vision for the school site, with school implementation occurring in 5-year increments. Once funding is determined for specific projects, further discussions with school site and district stakeholders will refine the design and details of the projects. The current space and site plan is provided for the design. The modifications shown here reflect a rough conceptual design. For details and project information, please contact the school site administrator.



RSJMS Ed Spec Enhancements



YEAR BUILT:	1972
YEAR MODERNIZED:	2001
CURRENT ENROLLMENT:	840

EXISTING CLASSROOMS:	34 + 2 Portables
PROPOSED CLASSROOMS:	37 + 0 Portables

- PROPOSED SCOPE**
- Remove IPSF portables and construct new MPR, Food Service, Lunch Shelter, (2) Music Classrooms
 - Reconfigure/Expand (2) Science Labs
 - Remove (2) portables and construct (2) Science Labs & toilets
 - Reconfigure existing Central Kitchen/MPR and Library/ Media Center into Lobby/Gallery, Library/ Media Center, Innovation Lab, Student Support Services, (2) RSP, Parent Center & District Art Storage
 - Remove Site enclosures and Storage Containers and convert Portable into District Music Storage
 - Reconfigure existing (1) P.E. classroom and Food Service into (2) Fitness Labs
 - Reconfigure existing (2) Science & Tech Labs into Design Lab and Food Service
 - General site upgrades to include Outdoor Learning courtyards

PROPOSED SCOPE

	NEW CONSTRUCTION		FUTURE ENROLLMENT GROWTH FLEXIBILITY
	RECONFIGURATION		MODERNIZATION
	MODERNIZATION		NEW SITE WORK
	NEW SITE WORK		DEMOLITION/REMOVAL/RELOCATE

LEGEND

	Main Entry		Classroom		CR Classroom
	Secondary Entry		Science/Design Lab		C Collaboration Area
	Drop-Off		Specialty Classroom		S Science Lab
	Playfields/ Landscape		Special Ed Classroom		A Art
	Hardcourts		Physical Education		E Elective
	Play Apparatus		Portable (Color based on Program)		M Music
	Parking		Staff/Student Restrooms		DL Design Lab
	Courtyard		Other Spaces		IL Innovation Lab
	Trees				E Teacher Workroom

UTILIZATION LEGEND

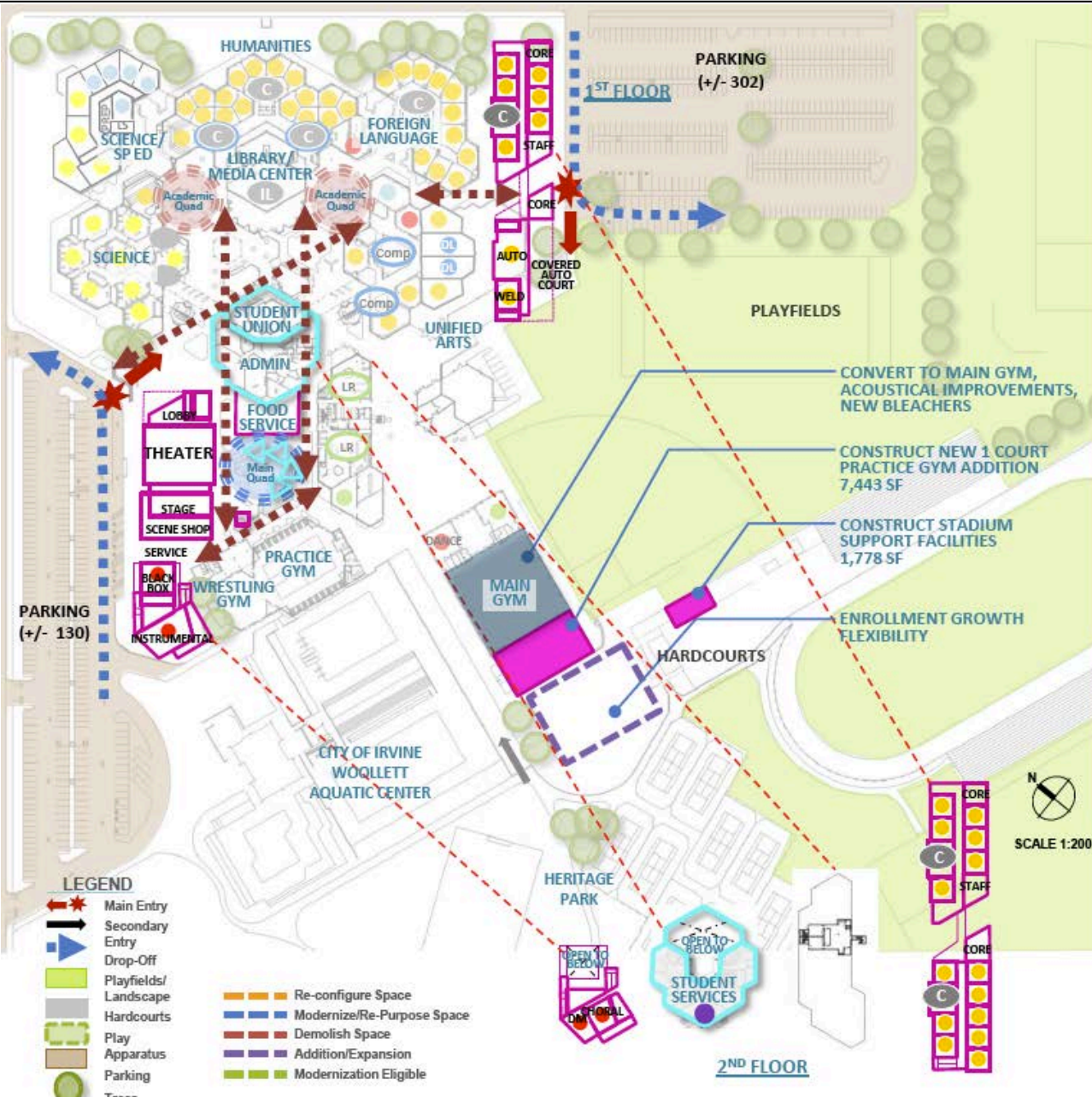
	Classroom		CR Classroom
	Science/Design Lab		C Collaboration Area
	Specialty Classroom		S Science Lab
	Special Ed Classroom		A Art
	Physical Education		E Elective
	Portable (Color based on Program)		M Music
	Staff/Student Restrooms		DL Design Lab
	Other Spaces		IL Innovation Lab
			PC Parent/Conf. Center
			FL Fitness Lab
			TW Teacher Workroom
			SS Student Support Svcs.
			RSP Special Ed/Resource
			LS Living Skills
			D Drama
			FX Flex Lab
			HE Home Economics

Implementation Plan
 Rancho San Joaquin Middle School
 4881 McKeon Dr. | Inyok, CA 92812
 March 2012

This School/State facility implementation plan presents an overview of the facility ed specs - approved by the NCCD Board, Nov. 2012 - onto the existing facility plan. The proposed facility modifications and enhancements are shown in color. The plan reflects the design of the facility and is intended to provide a 20-year vision for the school. The plan is subject to change based on the current approved ed specs, and modifications shown here may not be made. The modifications shown here may not be made. The modifications shown here may not be made. The modifications shown here may not be made.



Irvine HS Ed Spec Enhancements



SCHOOL STATISTICS

Grades:	9-12
2010/11 Enrollment:	1948
Year Built:	1976
Modernization:	Some Bldgs
Site Acreage:	59.1
# Portables:	8
Existing Parking:	± 432
Targeted Enrollment	2400

CAPACITY

85 Permanent Teaching Stations
8 Portable Classrooms

PROPOSED SCOPE

- New Construction
- Reconfiguration
- Modernization
- New Site Work
- Demolition

Project 6

UTILIZATION LEGEND

- Classroom Clusters
- Science
- Business/Design/Engineering
- Special Ed (SDC/SH)
- Physical Education
- Performing Arts/Multi Media
- ASB/Library/Student Union
- △ Portable (Color based on Program)
- Other Spaces

LEGEND

- Main Entry
- Secondary Entry
- Drop-Off
- Playfields/Landscape
- Hardcourts
- Play Apparatus
- Parking
- Trees
- Re-configure Space
- Modernize/Re-Purpose Space
- Demolish Space
- Addition/Expansion
- Modernization Eligible

Irvine High School

Proposed Implementation Plan – Irvine High School
4321 Walnut Avenue | Irvine, CA 92604



Prioritization Definition - Master Planning as a Living Process

As dollars become available to implement the Comprehensive Long Range Facilities Master Plan recommendations, the Irvine Unified School District will evaluate future projects and future project scope budgets, on a case by case basis. This prioritization evaluation may be based upon consideration of the following criteria:

- Total Funding Available
- Opportunity to Acquire State Funding
- Developer Mitigation Agreements
- Equalization of Educational Opportunities
- District Educational & Support Programs Priorities
- Facilities & Utilities Infrastructure Systems Condition & Age

Projects will be brought forward to the Irvine Unified School District Board of Education for review, discussion and approval prior to proceeding.



Questions ?



**Thank you for your
participation!**