



HIGH SCHOOL BOUNDARY ADJUSTMENT STUDY

**Community Outreach Meeting
November 3, 2025**

Translation Available:

Go to www.123ila.com

Select Language

Room Code 3148912



AGENDA

- Welcome
- Why are Boundary Adjustments Needed?
- How are School Boundaries Established?
- Recommended Community Boundary Adjustment
- What are the Next Steps?
- Gathering Community Feedback
(Small Group Sessions)

Translation Available:



Go to www.123ila.com
Room Code 3148912

21 November 3, 2025





WHY ARE BOUNDARY ADJUSTMENTS NEEDED?

Translation Available:



Go to www.123ila.com

Select Language

Room Code 3148912



Board Policy 7112

- Recommends average enrollment of 2,200 students per high school
- Limits peak enrollment to 3,200 students per high school



Board Policy Rationale

- Allows targeted student support and well-being
- Balances student opportunity with appropriate levels of competition
- Promotes campus and community identity and safety
- Ensures that programs are manageable and appropriate for the facilities and neighborhood

RECOMMENDED COMMUNITY REASSIGNMENT



2025/26 School Year



**2028/29 School Year
(Entering 9th Grade)**





HOW ARE SCHOOL BOUNDARIES ESTABLISHED?

IUSD'S ENROLLMENT PROJECTION PROCESS

- Gather Current Data
 - Existing Enrollment
 - Historical Trends
 - Proposed Housing and Developments
- Forecast Utilizing the Data
 - Cohort Age Through
 - Residential Impact Models
 - Open Enrollment
 - Geographic Information Software
- Refine the Model
 - Review by Demographers and Administrators
 - Scenario Planning

HIGH SCHOOL ATTENDANCE BOUNDARY



HISTORY

- Board of Education approved community reassignments to ensure that Portola High School reached targeted enrollment
- Projections showed that if all future homes were built, Portola High School would meet and exceed 3,600 students by school year 2022
- While future units were planned, there was uncertainty regarding when and if they would ultimately be built

Community Reassignments

Woodbury Community

Irvine High School → Portola High School

Stonegate Community

Northwood High School → Portola High School

Los Olivos Community

University High School → Portola High School



HISTORY

- To reduce projected enrollment at Portola High School, the Board of Education approved the reassignment of two communities to their prior high school assignment
- Projections showed that if future homes were built, Portola High School would meet and exceed 3,100 students by 2027

Community Reassignments

Woodbury Community

No change

Stonegate Community

Portola High School → Northwood High School

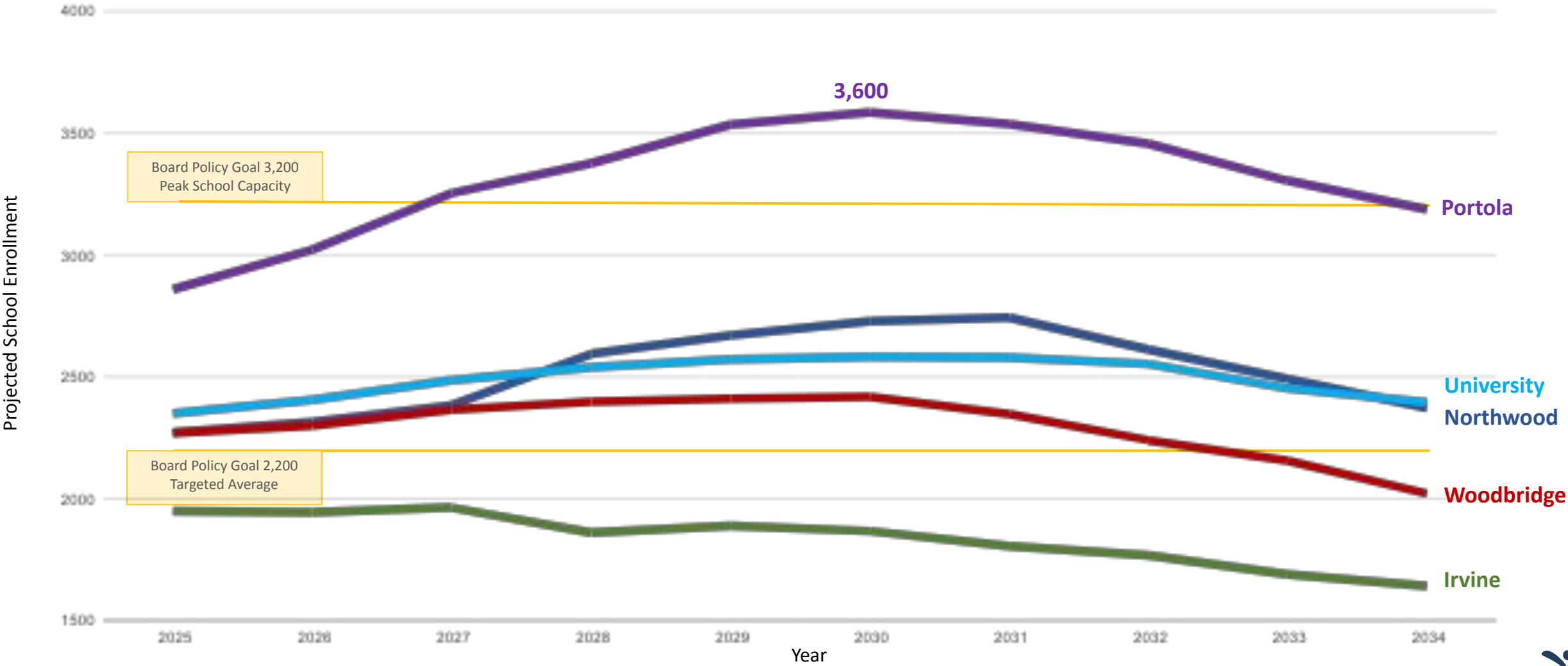
Los Olivos Community

Portola High School → University High School

BC



CURRENT HIGH SCHOOL ATTENDANCE BOUNDARIES ENROLLMENT PROJECTIONS



PORTOLA HIGH SCHOOL CAPACITY



Facility	Student Capacity
Permanent	2,300
Expansion Bldg	500
Portable Classrooms	450
Total	3,250

IMPACT TO EDUCATIONAL PROGRAM



- Decreased Safety and Student Wellness
 - Increased Traffic and Parking Limitations
 - Emergency Planning and Response Challenges
 - Targeted Student Supports
- Opportunity Loss for Students
 - Athletics, Performing Arts, CTE, Leadership and Specialized Facilities
- Negative Community Impact
 - Increased Traffic
 - Overcrowding Local Businesses



RECOMMENDED COMMUNITY BOUNDARY ADJUSTMENT

RECOMMENDED COMMUNITY REASSIGNMENT



2025

- To reduce projected enrollment at Portola High School, it is recommended to reassign the Woodbury community to its prior high school assignment
- Applies to all students (6th grade and younger) who live in the Woodbury attendance area
- Implementation begins with the 2028/29 school year

Community Reassignments

Woodbury Community

Portola High School → Irvine High School

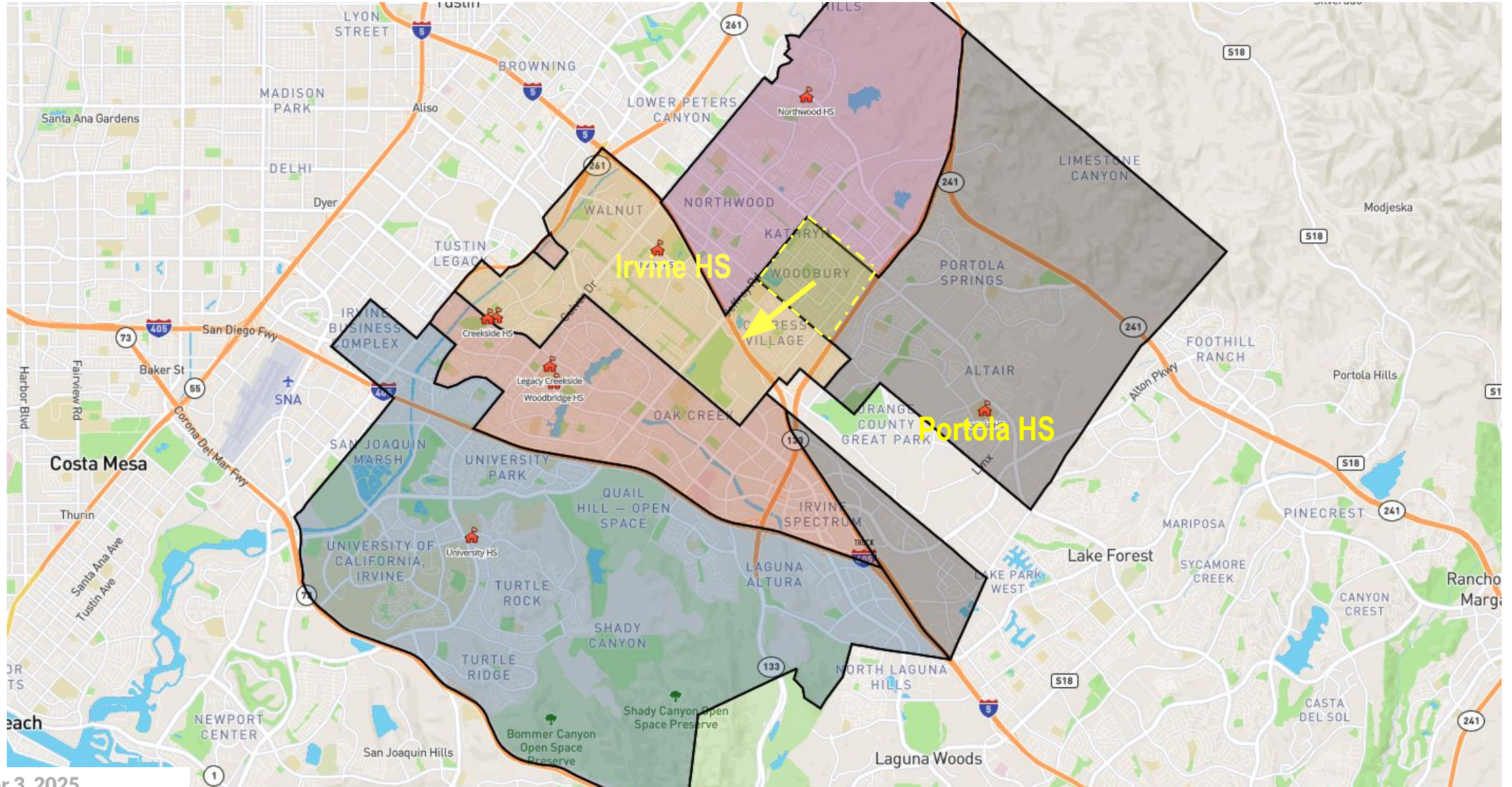
Stonegate Community

No Change

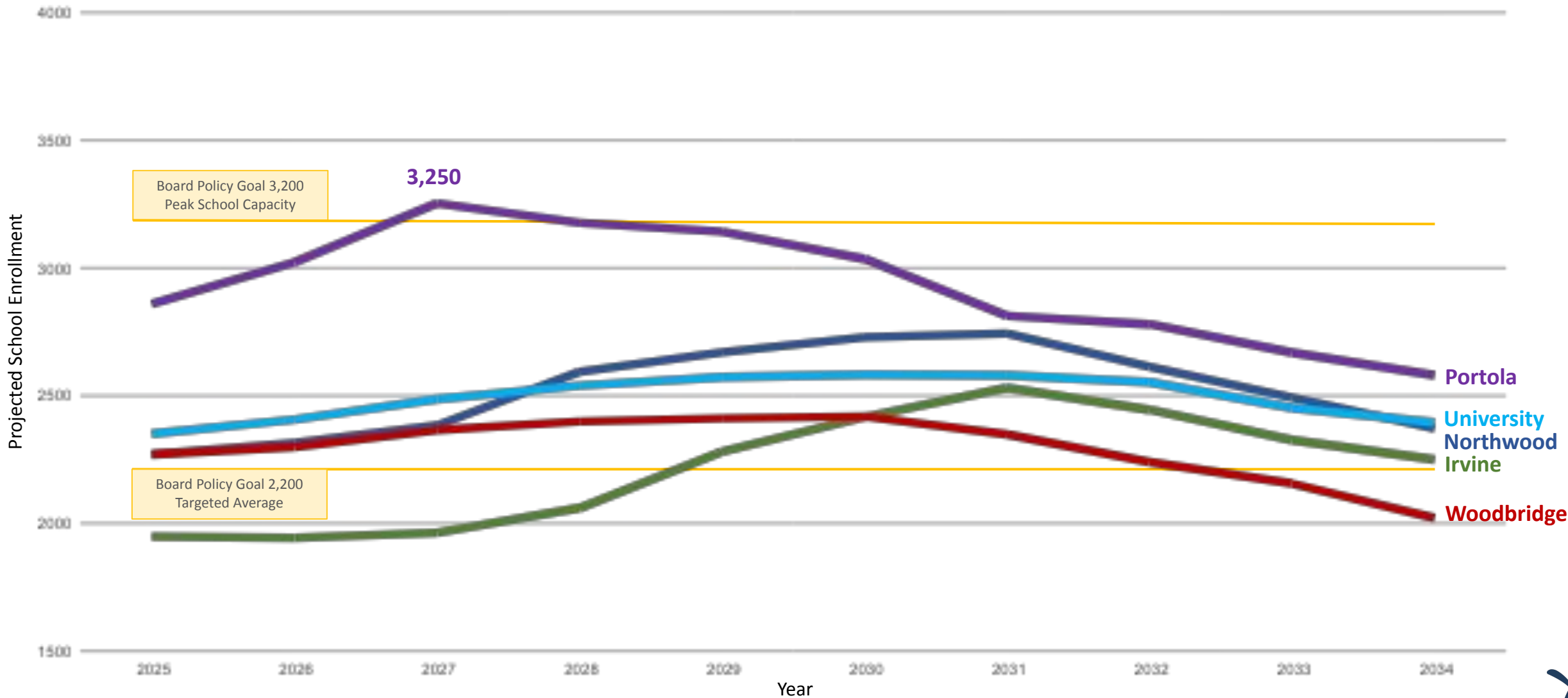
Los Olivos Community

No Change

RECOMMENDATION: WOODBURY COMMUNITY TO IRVINE HS BEGINNING 2028/29 SCHOOL YEAR



RECOMMENDATION: WOODBURY COMMUNITY TO IRVINE HS BEGINNING 9th GRADE FALL 2028





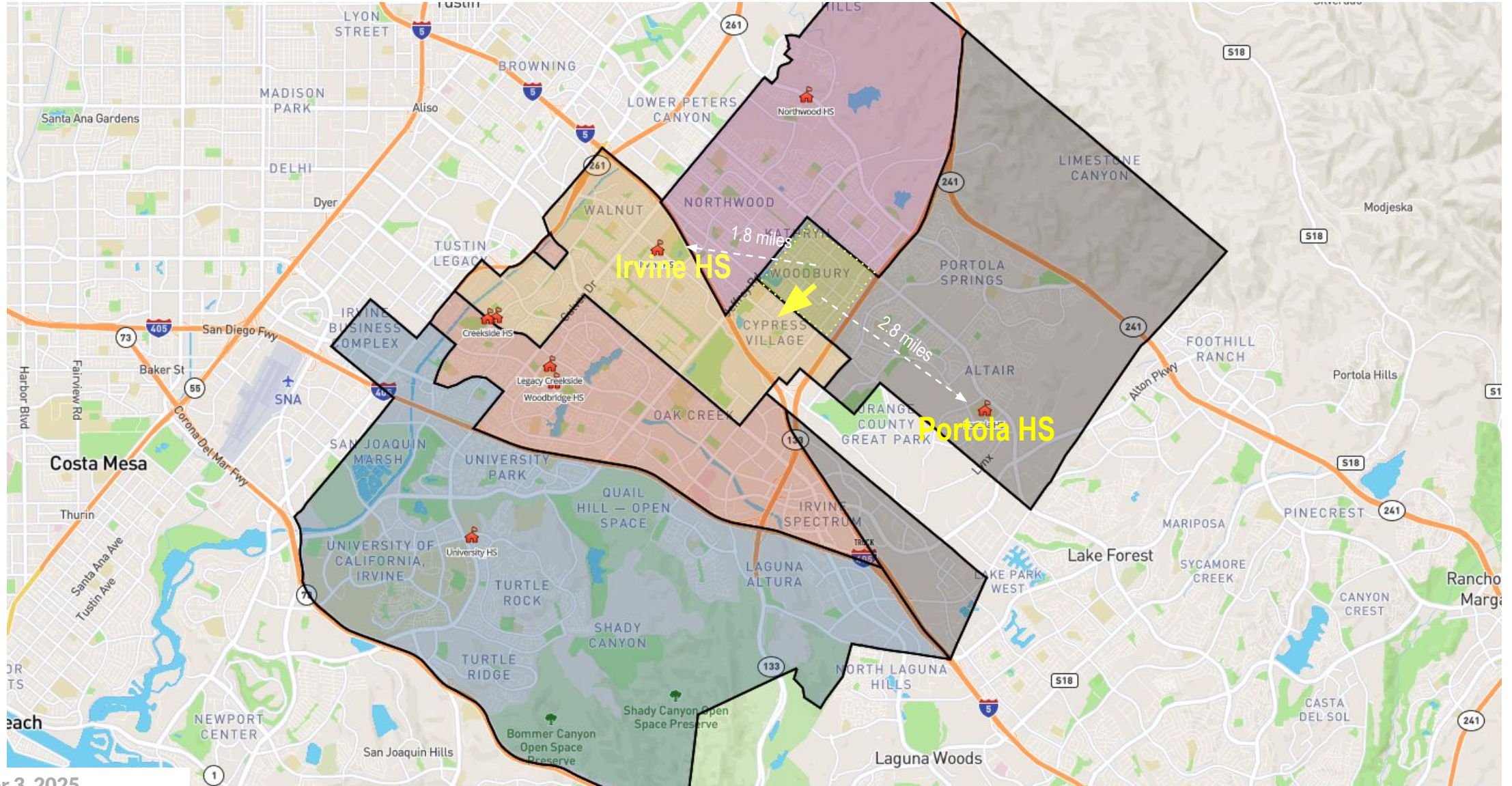
CONSIDERATIONS FOR SCHOOL SELECTION

WOODBURY COMMUNITY CONSIDERATIONS



- Woodbury was previously assigned to Irvine High School.
- Woodbury is geographically closer to Irvine High School than any other community currently assigned to Portola High School.
- Woodbury students matriculate to Jeffrey Trail Middle School similar to their neighboring community Cypress Village who then matriculates to Irvine High School.

DISTANCE FROM WOODBURY COMMUNITY TO HIGH SCHOOLS



HIGH SCHOOL CONSIDERATIONS



Irvine High School

- Has available capacity.
- Reassignment of Woodbury is within Board Policy for school size
- Located closer to Woodbury community (1.8 miles)
- Matriculates Jeffrey Trail Middle School students

Northwood High School

- No available capacity.
- Reassignment of Woodbury is in excess of Board Policy for school size
- Located farther from Woodbury community (2.2 miles)
- Matriculates Sierra Vista Middle School students



NEXT STEPS

NEXT STEPS



November 3, 2025	Gather Community Feedback (Small Group Sessions)
November 3, 2025	Gather Community Feedback (Email Survey)
November 2025	District to Review Community Feedback
November 18, 2025	Fall Facilities Study Session - Open to Public
December 9, 2025	Board Meeting to Decide Boundary Adjustment
December 10, 2025	Notification to Families of Board Decision



SMALL GROUP FEEDBACK

Upon arrival, you were provided with a number that corresponds to your small group breakout session. Please use the map provided to identify your breakout room location. We have Irvine High students and PTA members outside to help you find your way - please ask anyone for directions!