

MEASURE E

Citizens Oversight Committee Quarterly Meeting

October 25, 2021

Board of Education

Paul Bokota, President

Lauren Brooks

Ira Glasky

Sharon Wallin

Cyril Yu



AGENDA

Budget

State Funding

Schedule

Project Updates

- Series 1
- Series 2
- Series 3
- Augmented Funds to Accelerate Projects



BUDGET

PROGRAM BUDGET

MEASURE E

ORIGINAL BOND SERIES

- Original Measure E Bond capacity based on annual Assessed Valuation growth within the SFID of 3% - 4.5% to be issued in four Series
 - Yielding projected project funding of \$250.8 Million up to \$319.0 Million
 - Measure E initial budget set at \$250.8 Million
- Annually review Assessed Valuation to determine growth and potential impact to bonding capacity
- Based on growth within the SFID, assumptions increased to annual Assessed Valuation growth of 3.5%
 - Yielding projected project funding of \$281.0 Million up to \$319.0 Million
 - Increase number and frequency of Series from four to five



MEASURE E

REVISED BOND SERIES

- Series 1 funds received October 26, 2016
- Series 2 funds received September 13, 2018
- Series 3 funds received April 7, 2021

<u>ORIGINAL</u>	
2016 (Series 1)	\$ 95.0M
2021 (Series 2)	\$ 51.9M
2025 (Series 3)	\$ 49.4M
2029 (Series 4)	\$ 54.5M
<u>TOTAL</u>	<u>\$ 250.8M</u>

<u>ISSUED/PROPOSED</u>	
2016 (Series 1)	\$ 95.0M
2018 (Series 2)	\$ 41.0M
2021 (Series 3)	\$ 45.0M
2024 (Series 4)	\$ 45.0M
2028 (Series 5)	\$ 55.0M
<u>TOTAL</u>	<u>\$281.0M*</u>



*Maximum Bond Capacity is \$319.0M

MEASURE E

FUND 35 - STATE GRANTS

- Leroy F. Greene School Facilities Act of 1998 (Senate Bill 50)
 - Created the School Facility Program, supplemental grants for school districts
 - Funds available for new construction, modernization, financial hardship, seismic mitigation, career technical education, energy efficiencies
 - School districts complete applications and projects must meet certain criteria to be eligible
 - School district needs to have matching funds
 - For new construction, 50% school district funds and 50% state grant funds
 - For modernization, 40% school district funds and 60% state grant funds
 - State grants funds are through a general obligation bond (GOB) approved by California voters
 - Last statewide GOB was Proposition 51 passed in November 2016 for \$9.0 billion
 - \$3.0 billion for new construction
 - \$3.0 billion for modernization
 - \$0.5 million for career technical education
 - \$0.5 million for charter schools
 - \$2.0 billion for community colleges



MEASURE E

ADDITIONAL FUNDS

<u>2016 ORIGINAL</u>	
Fund 01 (86-1)	\$ 39.4M
Fund 25	\$ 13.5M
Fund 40	\$ 12.1M
TOTAL	\$ 65.0M
Bond Sales	\$281.0M
CURRENT TOTAL	\$346.0M

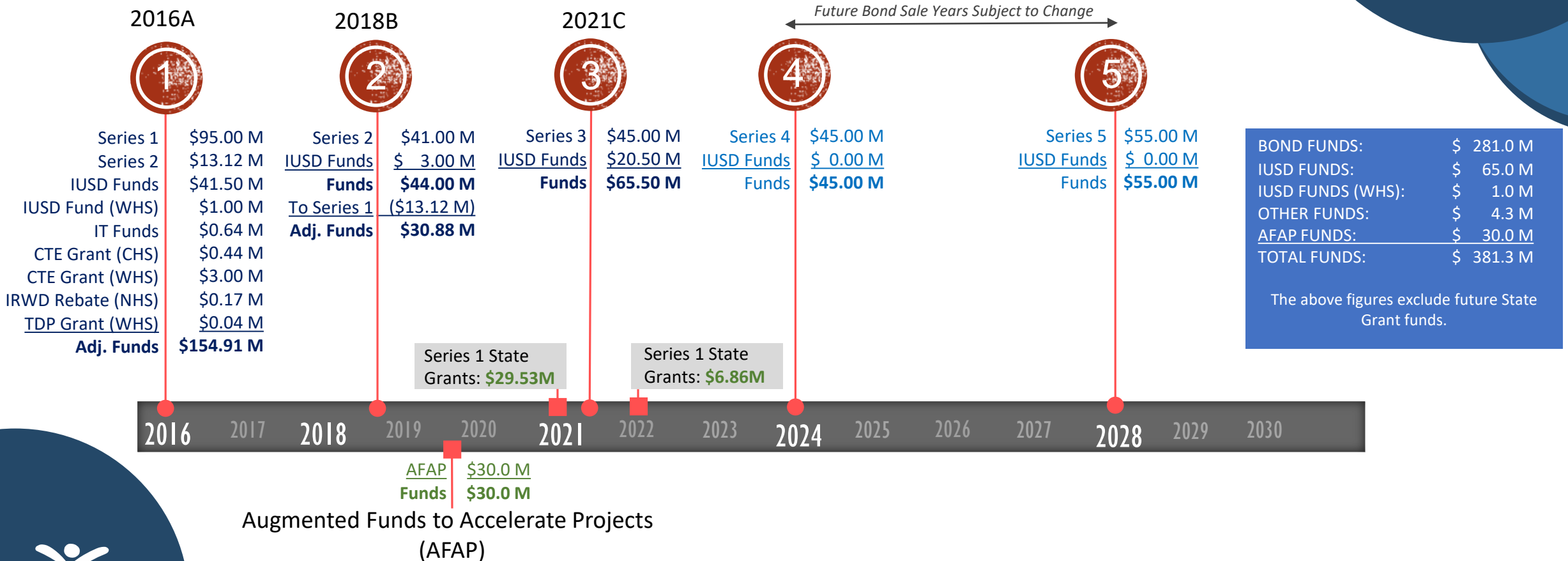
<u>2021 CURRENT</u>	
Fund 01 (86-1)	\$ 39.4M
Fund 25	\$ 13.5M
Fund 40	\$ 12.1M
Fund 40	\$1.0M
Fund 35 (Received)	\$3.4M
Fund 35 (Pending)	\$30.0M*
IT Upgrades	\$0.6M
Grants/Rebates	\$0.3M
TOTAL	\$100.3M
Bond Sales	\$281.0M
CURRENT TOTAL	\$381.3M

*Additional applications will be submitted



MEASURE E

FUNDING TIMELINE



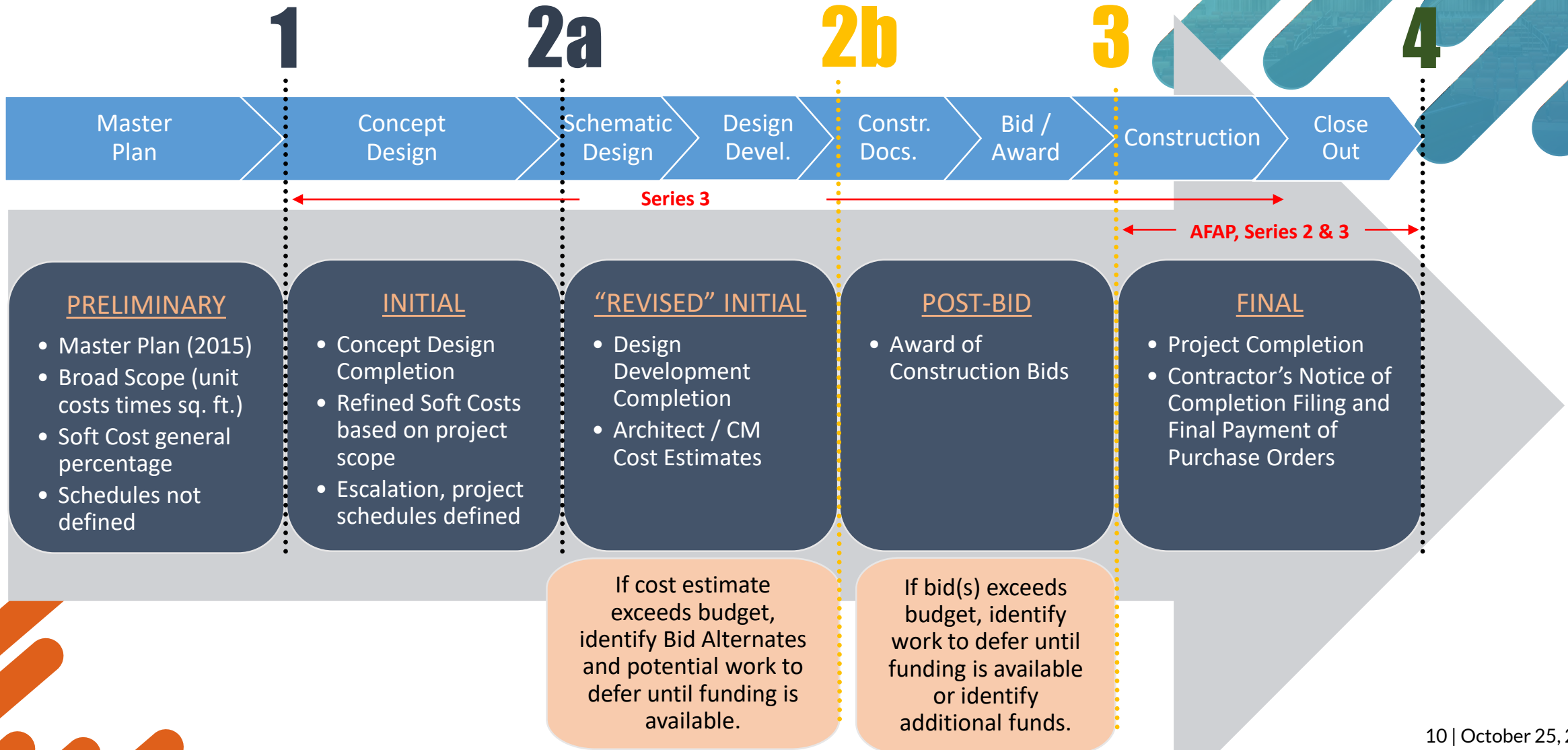
MEASURE E

BUDGET SUMMARY

Series	Bond Sale Year	Funds Available								Total Funds Authorized	Project Expenditures or Budgeted	Funds Available / (Deficit)	CUMULATIVE TOTALS
		[A]	[B]	[C]	[D]	[E]	[F]	[G]	[H]	[I]	[J]	[K]	[L]
		Bonds	District			State Grants Received (Fund 35)	Other Grants / Rebates	Other Funds	Committed Funds to AFAP (Fund 35)	[Sum of A thru H]		[I-J]	
			Fund 01 (CFD 86-1)	Fund 25	Fund 40								
Series 1	2016	\$ 108,115,495	\$ 23,000,000	\$ 13,500,000	\$ 6,000,000	\$ 3,439,400	\$ 219,031	\$ 643,875	\$ -	\$ 154,917,801	\$ 151,430,785	\$ 3,487,016	\$ 3,487,016
Series 2	2018	\$ 27,884,505	\$ -	\$ -	\$ 3,000,000	\$ -	\$ -	\$ -	\$ -	\$ 30,884,505	\$ 32,290,186	\$ (1,405,681)	\$ 2,081,335
Series 3	2021	\$ 45,000,000	\$ -	\$ -	\$ 20,500,000	\$ -	\$ -	\$ -	\$ 4,500,000	\$ 70,000,000	\$ 71,563,206	\$ (1,563,206)	\$ 518,129
Series 4	2024	\$ 45,000,000	\$ -	\$ -	\$ -	\$ -	\$ -	\$ -	\$ -	\$ 45,000,000	\$ 38,600,000	\$ 6,400,000	\$ 6,918,129
Series 5	2028	\$ 55,000,000	\$ -		\$ -	\$ -	\$ -	\$ -	\$ -	\$ 55,000,000	\$ 51,200,000	\$ 3,800,000	\$ 10,718,129
SUBTOTALS		\$ 281,000,000	\$ 23,000,000	\$ 13,500,000	\$ 29,500,000	\$ 3,439,400	\$ 219,031	\$ 643,875	\$ 4,500,000	\$ 355,802,306	\$ 345,084,177	\$ 10,718,129	
AFAP	2019	\$ -	\$ -	\$ -	\$ -	\$ -	\$ -	\$ -	\$ 25,500,000	\$ 25,500,000	\$ 23,321,759	\$ 2,178,241	
TOTALS		\$ 281,000,000	\$ 23,000,000	\$ 13,500,000	\$ 29,500,000	\$ 3,439,400	\$ 219,031	\$ 643,875	\$ 30,000,000	\$ 381,302,306	\$ 368,405,936	\$ 12,896,370	

MEASURE E

BUDGET VERSIONS



MEASURE E

POST-BID BUDGET vs FINAL BUDGET

Completed Projects		Post-Bid Budget	Final Budget	Post-Bid & Final Budget Variance
1	Bonita Canyon ES - Enclose Classrooms	\$ 912,184	\$ 868,451	\$ 43,733
2	College Park ES - Enclose Classrooms	\$ 3,424,255	\$ 3,248,271	\$ 175,984
3	Creekside HS - Expansion	\$ 5,032,263	\$ 4,843,117	\$ 189,146
4	Culverdale ES - Enclose Classrooms	\$ 1,633,772	\$ 1,601,117	\$ 32,655
5	Eastshore ES - Expansion	\$ 6,132,736	\$ 6,080,570	\$ 52,166
6	Greentree ES - Enclose Classrooms	\$ 2,042,302	\$ 1,913,892	\$ 128,410
7	Irvine HS - Modernizaton	\$ 7,143,636	\$ 6,922,265	\$ 221,371
8	Lakeside MS - Science Labs	\$ 2,972,572	\$ 2,892,181	\$ 80,391
9	Northwood HS - Field Improvements	\$ 3,815,212	\$ 3,692,908	\$ 122,304
10	Rancho San Joaquin MS - Science Labs	\$ 5,680,277	\$ 5,289,332	\$ 390,945
11	Santiago Hills ES - Enclose Classrooms	\$ 1,498,668	\$ 1,427,186	\$ 71,482
12	Sierra Vista MS - Science Lab	\$ 4,871,155	\$ 4,588,557	\$ 282,598

13	South Lake MS - Science Labs	\$ 3,759,011	\$ 3,557,805	\$ 201,206
14	Stone Creek ES - Enclose Classrooms/Expansion	\$ 4,423,481	\$ 4,295,488	\$ 127,993
15	University HS - Modernization	\$ 5,002,422	\$ 4,628,058	\$ 374,364
16	Venado MS - Science Labs	\$ 5,318,603	\$ 5,184,530	\$ 134,073
17	Westwood Basics Interim	\$ 509,966	\$ 411,938	\$ 98,028
18	Westpark ES - Modernization	\$ 10,519,152	\$ 10,634,410	\$ (115,258)
19	Brywood ES - Modernization	\$ 10,678,948	\$ 11,306,486	\$ (627,538)
20	Brywood ES - Music Classroom	\$ 3,073,480	\$ 2,919,341	\$ 154,139
21	Meadow Park ES - Modernization	\$ 13,056,650	\$ 13,043,246	\$ 13,404
22	Meadow Park ES - Music Classroom	\$ 3,122,369	\$ 2,984,289	\$ 138,080
23	Springbrook ES - Modernization	\$ 12,105,298	\$ 11,965,170	\$ 140,128
24	Springbrook ES - Music Classroom	\$ 3,561,804	\$ 3,318,008	\$ 243,796
25	Woodbridge HS - Field Improvements	\$ 2,974,100	\$ 3,163,725	\$ (189,625)
TOTALS		\$123,264,315	\$120,780,341	\$ 2,483,974

MEASURE E

CONSULTANT POOLS

- Consultant Pools established in 2016
 - Create a list of experienced and qualified firms to propose on projects
 - Consultants subsequently selected through a Request For Proposal process
 - Consultant is recommended to Board of Education based on a Qualification Based Selection, not based solely on price
- 2021 Consultant Pools (Nine (9) diverse services)
 - Architectural Design Services (June 2021) includes 15 architectural firms
 - Survey Services, Environmental Services, Geotechnical Services, and Construction Management Services recommendation at November 16, 2021 Board of Education Meeting
 - Materials Testing/Inspection Services and Labor Compliance Services recommendation at December 14, 2021 Board of Education Meeting
 - Commissioning Services at a later date

MEASURE E

CONSTRUCTION MANAGEMENT

- Construction Management Multiple Prime
 - Do not use a traditional method of hiring a general contractor
 - Hire a construction management (CM) firm to manage construction projects
 - District holds contract with multiple contractors (Prime Contractors)
 - Prime Contractors are mostly subcontractors who specialize in earthwork, concrete, steel, framing, electrical, plumbing, etc. (usually 15 to 20 Prime Contractors per project)
 - CM firm is responsible for managing, scheduling, and coordinating work Prime Contractors
- Preferred Construction Procurement Method
 - CM firm is an experienced builder and manager
 - CM firm's staff are experienced and trained in the construction process and familiar with the Division of State of Architect requirements
 - CM firm maintains the District's interests throughout the project
 - Allows District, through CM firm, to have direct access to Prime Contractors



BUDGET

UPDATE BY SERIES



MEASURE E

FINAL CHANGE ORDERS (SERIES 1)

Final Change Order Percentages (Series 1)

School		Original Contract	Final Contract	Change Orders	Change Order %	School		Original Contract	Final Contract	Change Orders	Change Order %
1	Bonita Canyon ES	\$ 687,833	\$ 661,920	\$ (25,913)	-3.77%	14	Westpark ES	\$ 7,535,025	\$ 7,612,852	\$ 77,827	1.03%
2	College Park ES	\$ 1,947,472	\$ 1,997,707	\$ 50,235	2.58%	15	Brywood ES - Mod	\$ 8,022,047	\$ 8,634,679	\$ 612,632	7.64%
3	Culverdale ES	\$ 1,004,045	\$ 1,020,602	\$ 16,557	1.65%	16	Brywood ES - Music	\$ 2,842,214	\$ 2,773,341	\$ (68,873)	-2.42%
4	Greentree ES	\$ 1,263,711	\$ 1,240,335	\$ (23,376)	-1.85%	17	Meadow Park ES - Mod	\$ 9,640,387	\$ 9,856,858	\$ 216,471	2.25%
5	Santiago Hills ES	\$ 1,053,407	\$ 1,050,915	\$ (2,492)	-0.24%	18	Meadow Park ES - Music	\$ 2,889,679	\$ 2,838,289	\$ (51,390)	-1.78%
6	Stone Creek ES	\$ 3,155,560	\$ 3,113,229	\$ (42,331)	-1.34%	19	Eastshore ES	\$ 4,522,529	\$ 4,597,990	\$ 75,461	1.67%
7	Northwood HS	\$ 2,946,419	\$ 3,055,203	\$ 108,784	3.69%	20	Venado MS	\$ 3,798,615	\$ 3,813,274	\$ 14,659	0.39%
8	Irvine HS	\$ 4,704,255	\$ 4,843,227	\$ 138,972	2.95%	21	Creekside HS	\$ 3,681,144	\$ 3,598,072	\$ (83,072)	-2.26%
9	University HS	\$ 3,533,004	\$ 3,519,126	\$ (13,878)	-0.39%	22	Springbrook ES- Mod	\$ 8,110,543	\$ 8,413,410	\$ 302,867	3.73%
10	Sierra Vista MS	\$ 3,643,560	\$ 3,526,896	\$ (116,664)	-3.20%	23	Springbrook ES- Music	\$ 3,387,188	\$ 3,245,008	\$ (142,180)	-4.20%
11	South Lake MS	\$ 2,753,376	\$ 2,688,937	\$ (64,439)	-2.34%	24	Woodbridge HS-Field Imp	\$ 2,568,204	\$ 2,651,706	\$ 83,502	3.25%
12	Lakeside MS	\$ 2,279,702	\$ 2,214,866	\$ (64,836)	-2.84%	25	Woodbridge HS-PAC	\$ 23,435,033	\$ 22,782,163	\$ (652,870)	-2.79%
13	Rancho San Joaquin MS	\$ 4,201,968	\$ 4,102,266	\$ (99,702)	-2.37%	TOTALS		\$ 113,606,920	\$ 113,852,871	\$ 245,951	0.22%

MEASURE E

SERIES 1 UPDATE

Adjustment (10/26/2016)		
Bond Series 1	\$	95,000,000
IUSD Funds	\$	29,600,000
IUSD Funds 1st Adj.	\$	6,800,000
FUNDS \$ 131,400,000		

Adjustment (06/05/2018)		
Bond Series 1	\$	95,000,000
IUSD Funds	\$	29,600,000
IUSD Funds 1st Adj.	\$	6,800,000
IUSD Funds 2nd Adj.	\$	5,100,000
IUSD IT Infrastructure	\$	643,875
CTE Grant (CHS)	\$	348,920
Bond Series 2	\$	13,115,495
FUNDS Approved \$ 150,608,290		

Current (10/25/2021)		
Bond Series 1	\$	95,000,000
IUSD Funds	\$	29,600,000
IUSD Funds 1st Adj.	\$	6,800,000
IUSD Funds 2nd Adj.	\$	5,100,000
IUSD IT Infrastructure	\$	643,875
CTE Grant (CHS)	\$	439,400
Bond Series 2	\$	13,115,495
IRWD Rebate (NHS)	\$	174,591
Fund 40 to WHS Field	\$	1,000,000
CTE Grant (WHS)	\$	3,000,000
TDP Grant (WHS)	\$	44,440
FUNDS Available \$ 154,917,801		
CURRENT EXPENDITURES \$ 151,430,785		
SURPLUS FUNDS \$ 3,487,016		

MEASURE E

SERIES 2 UPDATE

Initial Budget (01/19/2019)		
Bond Series 2	\$	41,000,000
Bond Funds to Series 1	\$	(13,115,495)
IUSD Funds	\$	-
FUNDS	\$	27,884,505

Adjustment (12/01/2020)		
Bond Series 2	\$	41,000,000
Bond Funds to Series 1	\$	(13,115,495)
IUSD Funds	\$	3,000,000
FUNDS Approved	\$	30,884,505

Current (10/25/2021)		
Bond Series 2	\$	41,000,000
Bond Funds to Series 1	\$	(13,115,495)
IUSD Funds	\$	3,000,000
FUNDS Approved	\$	30,884,505
PROJECT BUDGETS	\$	32,290,186
DEFICIT	\$	(1,405,681)
Series 1 Surplus	\$	3,487,016
SURPLUS FUNDS	\$	2,081,335

MEASURE E

SERIES 3 UPDATE

Initial Budget (01/06/2021)		Adjustment (06/02/2021)		Current (10/25/2021)	
Bond Series 3	\$ 30,800,000	Bond Series 3	\$ 45,000,000	Bond Series 3	\$ 45,000,000
IUSD Funds	\$ 23,500,000	IUSD Funds	\$ 23,500,000	IUSD Funds	\$ 23,500,000
IUSD Funds to Series 2	\$ (3,000,000)	IUSD Funds to Series 2	\$ (3,000,000)	IUSD Funds to Series 2	\$ (3,000,000)
FUNDS	\$ 51,300,000	AFAP Made Available	\$ 4,500,000	AFAP Made Available	\$ 4,500,000
		FUNDS Approved	\$ 70,000,000	FUNDS Approved	\$ 70,000,000
				PROJECT BUDGETS	\$ 71,563,206
				DEFICIT	\$ (1,563,206)
				Series 2 Surplus	\$ 2,081,335
				SURPLUS FUNDS	\$ 518,129

MEASURE E

AFAP UPDATE

Initial Budget (11/19/2019)		Current Post-Bid Budget (10/25/2021)	
Fund 35	\$ 30,000,000	Fund 35	\$ 30,000,000
FUNDS \$ 30,000,000		Funds Made Available Series 3	\$ (4,500,000)
CURRENT BUDGET \$ 26,474,790		FUNDS \$ 25,500,000	
SURPLUS FUNDS* \$ 3,525,210		CURRENT BUDGET \$ 25,500,000	
		SURPLUS FUNDS* \$ -	

* Any surplus funds will go back to Fund 35, not into Measure E funds.



MEASURE E **STATE FUNDING**



State Grants Received for Measure E

- State Grants Received for Measure E from Proposition 51 Bond funds

STATE FUNDED PROJECTS (Prop. 51)	
Site Name	Amount Received
Creekside High School (Series 1 CTEFP: Construction Technology)	\$439,400
Woodbridge High School (Series 1 CTEFP: Performing Arts Center)	\$3,000,000
College Park ES (Series 1: MOD)	\$527,914
Culverdale ES (Series 1: MOD)	\$784,679
Santiago Hills ES (Series 1: MOD)	\$625,105
Total State Funded Received	\$5,377,098

The State Grants funds are through the State School Facility Program currently under Proposition 51.



Step 1a: “Acknowledged” List

When no State Funding is available

- Project applications submitted beyond the Proposition 51 Bond Authority
- Subject to IUSD Board Resolution acknowledging exhaustion of funds
- Waiting for future State Bond (potentially in 2022)

Step 1b: “Workload” List

When State Funding is available

- Project applications submitted to OPSC, waiting for staff review
- Anticipate funding under Proposition 51 (by 2023 or sooner)

STEP 1A: ACKNOWLEDGED LIST

Site Name	Estimated Funding
Bonita Canyon ES (Series 1: MOD)	\$152,700
Greentree ES (Series 1: MOD)	\$249,000
Lakeside MS (Series 1: MOD)	\$435,300
Turtle Rock ES (Series 2: NC)	\$1,392,800
Northwood ES (Series 2: NC)	\$1,304,500
South Lake MS (Series 3A: NC)	\$447,200
South Lake MS (Series 3A: MOD)	\$5,557,028
Total State Funding Acknowledged	\$9,538,528

STEP 1B: OPSC WORKLOAD LIST

Site Name	Anticipated Funding
Woodbridge HS (Series 1: NC)*	\$3,219,600
Springbrook ES (Series 1: NC)*	\$1,211,500
Brywood ES (Series 1: NC)	\$1,094,000
Meadow Park ES (Series 1: MOD)	\$2,526,100
Meadow Park ES (Series 1: NC)	\$1,149,100
University Park ES (Series 2: MOD)	\$2,320,500
Total State Funding Anticipated	\$11,520,800

*Scheduled for Apportionment at the October 27, 2021 SAB Meeting



Step 2: “Unfunded (Lack of AB 55)” List

- Project applications have been fully reviewed by OPSC staff
- Subject to bi-annual Priority Funding Letter

Step 3: “Apportioned” List

- Project applications that were previously on the Unfunded (Lack of AB 55) list
- Submitted bi-annual Priority Funding Letter
- Shovel-Ready within 90 days of moving to Apportioned list
- Ready for fund Release request funding under Proposition 51

STEP 2: OPSC UNFUNDED LIST

Site Name	Amount Approved
Stone Creek ES (Series 1: MOD)*	\$896,500
Stone Creek ES (Series 1: NC)*	\$727,600
Irvine HS (Series 1: MOD)*	\$4,256,100
University HS (Series 1: MOD)*	\$735,200
Creekside HS (Series 1: NC)*	\$1,166,900
Sierra Vista MS (Series 1: NC)*	\$1,671,600
South Lake MS (Series 1: NC)*	\$919,000
Eastshore ES (Series 1: MOD)*	\$757,900
Eastshore ES (Series 1: NC)*	\$833,100
Venado MS (Series 1: NC)*	\$2,249,000
Rancho San Joaquin MS (Series 1: MOD)*	\$570,800
Rancho San Joaquin MS (Series 1: NC)*	\$1,176,800
Westpark ES (Series 1: MOD)*	\$3,729,000
Springbrook ES (Series 1: MOD)*	\$3,472,200
Brywood ES (Series 1: MOD)	\$3,133,900
Total State Funded Applications	\$26,295,600

*Scheduled for Apportionment at the October 27, 2021 SAB Meeting

STEP 3: APPORTIONED LIST

Site Name	Amount Approved
Total State Funded Applications	\$0



MEASURE E

PROGRAM SCHEDULE

CURRENT SCHEDULE (Series 2, AFAP, Series 3)



Northwood ES and University Park ES

SERIES 2

Construction Summer 2022

Canyon View ES, Deerfield ES, Oak Creek ES, & Plaza Vista School

AFAP

Construction Summer 2022

South Lake MS

Construction Summer 2022

Woodbridge HS

Scoping Bid Procure **Construction** Summer 2022

Irvine HS

DSA Bid Procure **Construction** Summer 2024

Culverdale ES, Greentree ES, and Santiago Hills ES

Design / DSA Bid **Construction** Summer 2023

SERIES 3

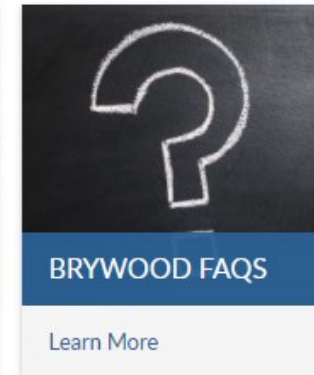
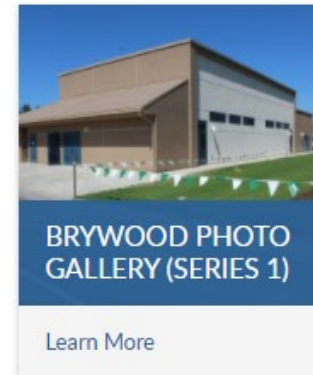
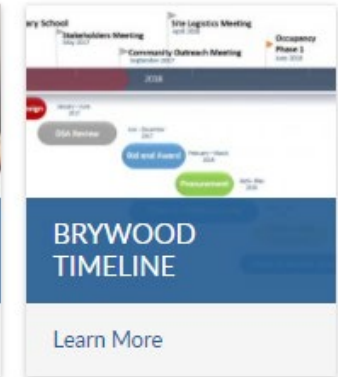



MEASURE E

PROJECT UPDATES

MEASURE E WEBSITE UPDATES

<https://iusd.org/measure-e>





SERIES 2 **PROJECTS**



UNIVERSITY PARK ES (New Classroom Building)



New classroom building

New classroom building (collaboration area)





Building E: new design lab



Building D: new collaboration area

NORTHWOOD ES (New Classroom Building)



New classroom building

New music classrooms



NORTHWOOD ES (New Relocatables and Food Services Expansion)



New relocatable classroom buildings

Nutrition services expansion



NORTHWOOD ES (Food Services Expansion)



Food services expansion – speed lines

Food services expansion – kitchen area





SERIES 3 **PROJECTS**



SOUTH LAKE MS (Modernization/Expansion)



Interim housing for classrooms



Classroom modernization

SOUTH LAKE MS (Modernization/Expansion)



Music classroom expansion

Music classroom expansion



SOUTH LAKE MS (Modernization/Expansion)



New science classrooms

Classroom modernization





- Building J and Building K (two-story buildings)
 - New heat pumps in classrooms and on roof (40)
 - New exhaust fans (11)
 - New cooling tower (1), new boiler (1), and suction pumps (2)
 - New plumbing for units and equipment
 - New ductwork and ductwork replacement in select areas
 - Construction scheduled for summer 2022 and complete by start of 2022/2023 school year
- New HVAC system
 - Update the HVAC system with controls to current code
 - Make HVAC system more energy efficient
 - Improve classroom environment
- Phase 1 of Building J and Building K Modernization (HVAC only)
 - Phase 1 will focus on replacing HVAC system installed with original construction over 30 years ago
 - Phase 2 will focus on modernizing the interior of buildings in Series 5



- New or Expanded Multipurpose Building
 - 5,500 square feet (similar to Bonita Canyon ES)
 - Stage (with a moveable partition to create a classroom on the stage)
 - Auditorium area
 - Student and staff restrooms
- New Nutrition Services Building
 - 600 square feet (similar to Westpark ES)
 - Two-speed lines, walk-in freezer, cold storage and a preparation area
- Anticipated Project Schedule
 - Architect selected
 - School site meetings started
 - Planning, Design, and State Agency approval by late 2022
 - Construction start by early 2023

Culverdale Elementary School





- New Multipurpose Building
 - 5,500 square feet (similar to Bonita Canyon ES)
 - Stage (with a moveable partition to create a classroom on the stage)
 - Auditorium area
 - Student and staff restrooms
- New or Expanded Nutrition Services Building
 - 600 square feet (similar to Westpark ES)
 - Two-speed lines, walk-in freezer, cold storage and a preparation area
- Anticipated Project Schedule
 - Architect selected
 - School site meetings started
 - Planning, Design, and State Agency approval by late 2022
 - Construction start by early 2023

Greentree Elementary School





- New Multipurpose Building
 - 5,500 square feet (similar to Bonita Canyon ES)
 - Stage (with a moveable partition to create a classroom on the stage)
 - Auditorium area
 - Student and staff restrooms
- New or Expanded Nutrition Services Building
 - 600 square feet (similar to Westpark ES)
 - Two-speed lines, walk-in freezer, cold storage and a preparation area
- Anticipated Project Schedule
 - Architect selected
 - School site meetings started
 - Planning, Design, and State Agency approval by late 2022
 - Construction start by early 2023

Santiago Hills Elementary School



IRVINE HS (New Performing Arts Center)



View from campus

View from street



IRVINE HS (New Performing Arts Center)



Main lobby



Side lobby

IRVINE HS (New Performing Arts Center)



House seating

Stage and house seating





AFAP

PROJECTS





Expanded music classrooms

Expanded music classrooms



OAK CREEK ES (New Classroom Building and Lunch Shelter)



New classroom building - interior

Corridor connecting new classroom building to existing



DEERFIELD ES (New Classroom Building and Food Services Renov.)



Relocated kindergarten play structure

New classroom building



PLAZA VISTA SCHOOL (New Classroom Building and Kinder Renov.)



New classroom building

New classroom building – interior



PLAZA VISTA SCHOOL (New Classroom Building and Kinder Renov.)



Kindergarten renovation – exterior

Kindergarten renovation – play area



QUESTIONS

NEXT MEETING

January 31, 2022 at 6:30pm

Tentative Location: University Park Elementary School