

# MEASURE E

## Citizens Oversight Committee Quarterly Meeting

---

July 26, 2021

### Board of Education

Paul Bokota, President

Lauren Brooks

Ira Glasky

Sharon Wallin

Cyril Yu



# **AGENDA**

Budget

State Funding

Schedule

Project Updates

- Series 1
- Series 2
- Series 3
- Augmented Funds to Accelerate Projects



# **BUDGET UPDATE**

# **PROGRAM BUDGET**



# MEASURE E

## REVISED BOND SERIES

- Series 1 funds received October 26, 2016
- Series 2 funds received September 13, 2018
- Series 3 funds received April 7, 2021

<u>ORIGINAL</u>	
2016 (Series 1)	\$ 95.0M
2021 (Series 2)	\$ 51.9M
2025 (Series 3)	\$ 49.4M
2029 (Series 4)	\$ 54.5M
<u>TOTAL</u>	<u>\$ 250.8M</u>

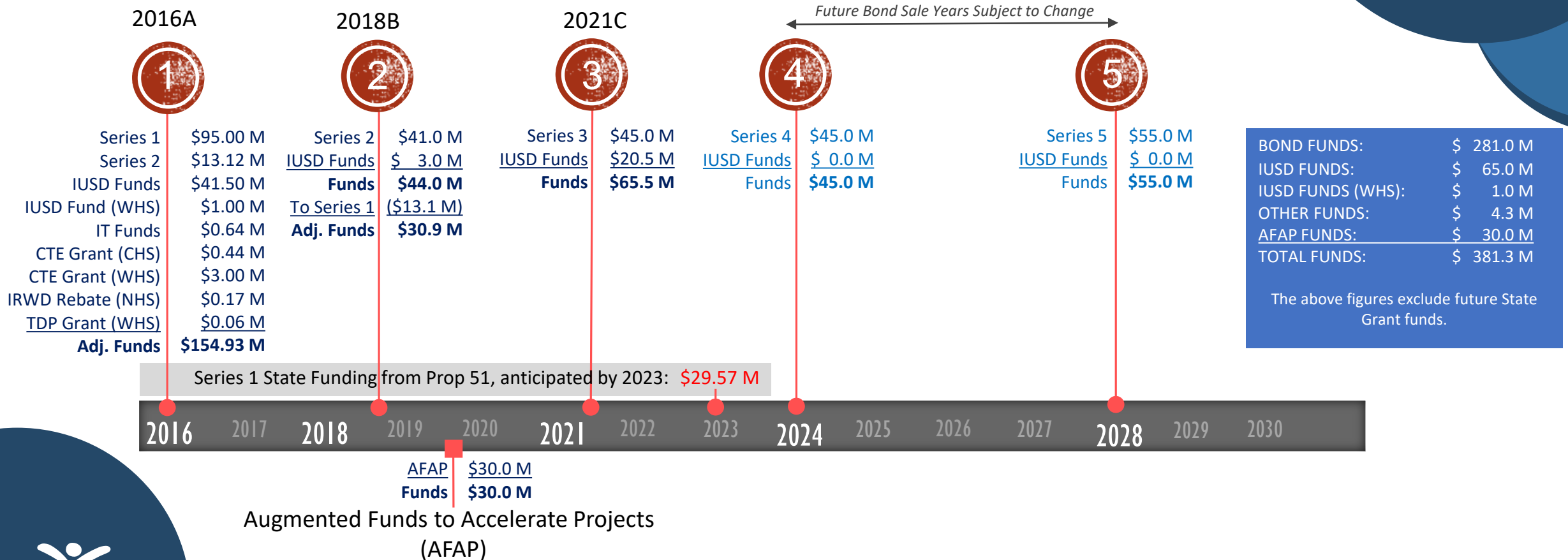
<u>ISSUED/PROPOSED</u>	
2016 (Series 1)	\$ 95.0M
2018 (Series 2)	\$ 41.0M
2021 (Series 3)	\$ 45.0M
2024 (Series 4)	\$ 45.0M
2028 (Series 5)	\$ 55.0M
<u>TOTAL</u>	<u>\$281.0M*</u>

\*Maximum Bond Capacity is \$319.0M



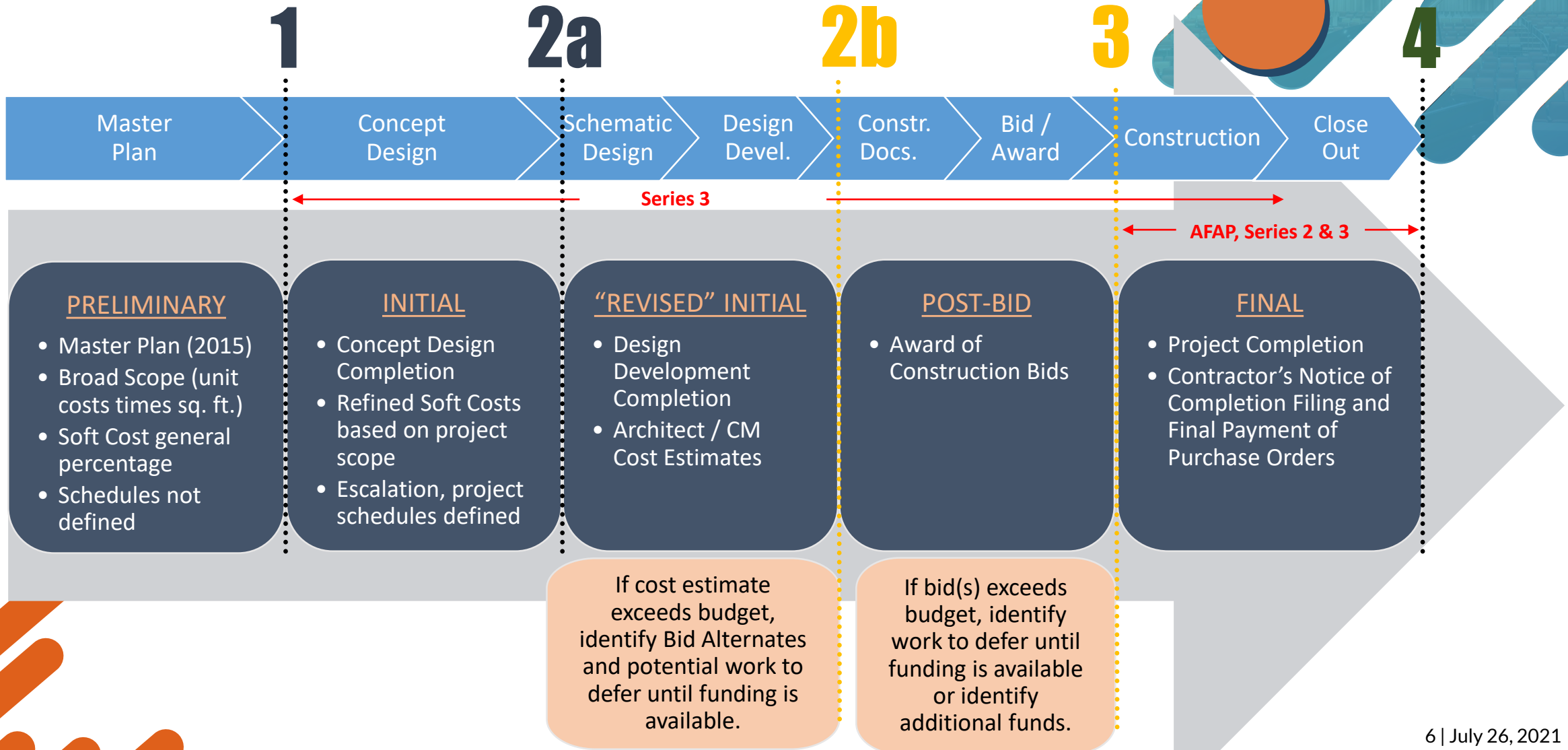


# MEASURE E FUNDING TIMELINE



# MEASURE E

## BUDGET VERSIONS



# MEASURE E

## BUDGET UPDATE

Series	Bond Sale Year	Funds Available								Total Funds Authorized	Project Expenditures/ Budgeted	Funds Available/(Deficit)
		[A]	[B]	[C]	[D]	[E]	[F]	[G]	[H]	[I]	[J]	[K]
		Bonds	District			State Grants Received (Fund 35)	Other Grants / Rebates	Other Funds	Committed Funds to AFAP (Fund 35)	[Sum of A thru H]		[I-J]
			Fund 01 (CFD 86-1)	Fund 25	Fund 40							
Series 1	2016	\$ 108,115,495	\$ 23,000,000	\$ 13,500,000	\$ 6,000,000	\$ 3,439,400	\$ 219,031	\$ 643,875	\$ -	\$ 154,917,801	\$ 151,405,447	\$ 3,512,354
Series 2	2018	\$ 27,884,505	\$ -	\$ -	\$ 3,000,000	\$ -	\$ -	\$ -	\$ -	\$ 30,884,505	\$ 32,290,186	\$ (1,405,681)
Series 3	2021	\$ 45,000,000	\$ -	\$ -	\$ 20,500,000	\$ -	\$ -	\$ -	\$ -	\$ 65,500,000	\$ 61,438,584	\$ 4,061,416
Series 4	2024	\$ 45,000,000	\$ -	\$ -	\$ -	\$ -	\$ -	\$ -	\$ -	\$ 45,000,000	\$ 38,600,000	\$ 6,400,000
Series 5	2028	\$ 55,000,000	\$ -		\$ -	\$ -	\$ -	\$ -	\$ -	\$ 55,000,000	\$ 51,200,000	\$ 3,800,000
SUBTOTALS		\$ 281,000,000	\$ 23,000,000	\$ 13,500,000	\$ 29,500,000	\$ 3,439,400	\$ 219,031	\$ 643,875	\$ -	\$ 351,302,306	\$ 334,934,217	\$ 16,368,089
AFAP	2019	\$ -	\$ -	\$ -	\$ -	\$ -	\$ -	\$ -	\$ 30,000,000	\$ 30,000,000	\$ 26,821,759 <sup>(1)</sup>	\$ 3,178,241
TOTALS		\$ 281,000,000	\$ 23,000,000	\$ 13,500,000	\$ 29,500,000	\$ 3,439,400	\$ 219,031	\$ 643,875	\$ 30,000,000	\$ 381,302,306	\$ 361,755,976	\$ 19,546,330

# MEASURE E

## POST-BID BUDGET vs INITIAL BUDGET

Completed Projects		Post-Bid Budget	Final Budget	Post-Bid & Final Budget Variance
1	Bonita Canyon ES - Enclose Classrooms	\$ 912,184	\$ 868,451	\$ 43,733
2	College Park ES - Enclose Classrooms	\$ 3,424,255	\$ 3,248,271	\$ 175,984
3	Creekside HS - Expansion	\$ 5,032,263	\$ 4,843,117	\$ 189,146
4	Culverdale ES - Enclose Classrooms	\$ 1,633,772	\$ 1,601,117	\$ 32,655
5	Eastshore ES - Expansion	\$ 6,132,736	\$ 6,080,570	\$ 52,166
6	Greentree ES - Enclose Classrooms	\$ 2,042,302	\$ 1,913,892	\$ 128,410
7	Irvine HS - Modernization	\$ 7,143,636	\$ 6,922,265	\$ 221,371
8	Lakeside MS - Science Labs	\$ 2,972,572	\$ 2,892,181	\$ 80,391
9	Northwood HS - Field Improvements	\$ 3,815,212	\$ 3,692,908	\$ 122,304
10	Rancho San Joaquin MS - Science Labs	\$ 5,680,277	\$ 5,289,332	\$ 390,945
11	Santiago Hills ES - Enclose Classrooms	\$ 1,498,668	\$ 1,427,186	\$ 71,482
12	Sierra Vista MS - Science Lab	\$ 4,871,155	\$ 4,588,557	\$ 282,598
13	South Lake MS - Science Labs	\$ 3,759,011	\$ 3,557,805	\$ 201,206
14	Stone Creek ES - Enclose Classrooms/Expansion	\$ 4,423,481	\$ 4,295,488	\$ 127,993
15	University HS - Modernization	\$ 5,002,422	\$ 4,628,058	\$ 374,364
16	Venado MS - Science Labs	\$ 5,318,603	\$ 5,184,530	\$ 134,073
17	Westwood Basics Interim	\$ 509,966	\$ 411,938	\$ 98,028
TOTALS		\$ 64,172,514	\$ 61,445,666	\$ 2,726,848



# **BUDGET UPDATE** **BY SERIES**





# MEASURE E

## FINAL CHANGE ORDERS (SERIES 1)

Final Change Order Percentages (Series 1)

School		Original Contract	Final Contract	Change Orders	Change Order %	School		Original Contract	Final Contract	Change Orders	Change Order %
1	Bonita Canyon ES	\$ 687,833	\$ 661,920	\$ (25,913)	-3.77%	14	Westpark ES	\$ 7,535,025	\$ 7,612,852	\$ 77,827	1.03%
2	College Park ES	\$ 1,947,472	\$ 1,997,707	\$ 50,235	2.58%	15	Brywood ES - Mod	\$ 8,022,047	\$ 8,634,679	\$ 612,632	7.64%
3	Culverdale ES	\$ 1,004,045	\$ 1,020,602	\$ 16,557	1.65%	16	Brywood ES - Music	\$ 2,842,214	\$ 2,773,341	\$ (68,873)	-2.42%
4	Greentree ES	\$ 1,263,711	\$ 1,240,335	\$ (23,376)	-1.85%	17	Meadow Park ES - Mod	\$ 9,640,387	\$ 9,856,858	\$ 216,471	2.25%
5	Santiago Hills ES	\$ 1,053,407	\$ 1,050,915	\$ (2,492)	-0.24%	18	Meadow Park ES - Music	\$ 2,889,679	\$ 2,838,289	\$ (51,390)	-1.78%
6	Stone Creek ES	\$ 3,155,560	\$ 3,113,229	\$ (42,331)	-1.34%	19	Eastshore ES	\$ 4,522,529	\$ 4,597,990	\$ 75,461	1.67%
7	Northwood HS	\$ 2,946,419	\$ 3,055,203	\$ 108,784	3.69%	20	Venado MS	\$ 3,798,615	\$ 3,813,274	\$ 14,659	0.39%
8	Irvine HS	\$ 4,704,255	\$ 4,843,227	\$ 138,972	2.95%	21	Creekside HS	\$ 3,681,144	\$ 3,598,072	\$ (83,072)	-2.26%
9	University HS	\$ 3,533,004	\$ 3,519,126	\$ (13,878)	-0.39%	22	Springbrook ES- Mod	\$ 8,110,543	\$ 8,413,410	\$ 302,867	3.73%
10	Sierra Vista MS	\$ 3,643,560	\$ 3,526,896	\$ (116,664)	-3.20%	23	Springbrook ES- Music	\$ 3,387,188	\$ 3,245,008	\$ (142,180)	-4.20%
11	South Lake MS	\$ 2,753,376	\$ 2,688,937	\$ (64,439)	-2.34%	24	Woodbridge HS-Field Imp	\$ 2,568,204	\$ 2,651,706	\$ 83,502	3.25%
12	Lakeside MS	\$ 2,279,702	\$ 2,214,866	\$ (64,836)	-2.84%	25	Woodbridge HS-PAC	\$ 23,435,033	\$ 22,782,163	\$ (652,870)	-2.79%
13	Rancho San Joaquin MS	\$ 4,201,968	\$ 4,102,266	\$ (99,702)	-2.37%	TOTALS		\$ 113,606,920	\$ 113,852,871	\$ 245,951	0.22%

# MEASURE E

## SERIES 1 UPDATE

Adjustment (10/26/2016)	
Bond Series 1	\$ 95,000,000
IUSD Funds	\$ 29,600,000
IUSD Funds 1st Adj.	\$ 6,800,000
<b>FUNDS</b>	<b>\$ 131,400,000</b>

Adjustment (06/05/2018)	
Bond Series 1	\$ 95,000,000
IUSD Funds	\$ 29,600,000
IUSD Funds 1st Adj.	\$ 6,800,000
IUSD Funds 2nd Adj.	\$ 5,100,000
IUSD IT Infrastructure	\$ 643,875
CTE Grant (CHS)	\$ 348,920
Bond Series 2	\$ 13,115,495
<b>FUNDS Approved</b>	<b>\$ 150,608,290</b>

Current (07/26/2021)	
Bond Series 1	\$ 95,000,000
IUSD Funds	\$ 29,600,000
IUSD Funds 1st Adj.	\$ 6,800,000
IUSD Funds 2nd Adj.	\$ 5,100,000
IUSD IT Infrastructure	\$ 643,875
CTE Grant (CHS)	\$ 439,400
Bond Series 2	\$ 13,115,495
IRWD Rebate (NHS)	\$ 174,591
Fund 40 to WHS Field	\$ 1,000,000
CTE Grant (WHS)	\$ 3,000,000
TDP Grant (WHS)	\$ 44,440
<b>FUNDS Available</b>	<b>\$ 154,917,801</b>
<b>CURRENT EXPENDITURES</b>	<b>\$ 151,405,447</b>
<b>SURPLUS FUNDS</b>	<b>\$ 3,512,354</b>

# MEASURE E

## SERIES 2 UPDATE

Initial Budget (01/19/2019)		Adjustment (12/01/2020)		Current (07/26/2021)	
Bond Series 2	\$ 41,000,000	Bond Series 2	\$ 41,000,000	Bond Series 2	\$ 41,000,000
Bond Funds to Series 1	\$ (13,115,495)	Bond Funds to Series 1	\$ (13,115,495)	Bond Funds to Series 1	\$ (13,115,495)
IUSD Funds	\$ -	IUSD Funds	\$ 3,000,000	IUSD Funds	\$ 3,000,000
FUNDS \$ 27,884,505		FUNDS Approved \$ 30,884,505		FUNDS Approved \$ 30,884,505	
				PROJECT BUDGETS \$ 32,290,186	
				DEFICIT \$ (1,405,681)	
				Series 1 Surplus \$ 3,512,354	
				SURPLUS FUNDS \$ 2,106,673	

# MEASURE E

## AFAP UPDATE

Initial Budget (11/19/2019)			Current Post-Bid Budget (07/26/2021)		
Fund 35	\$	30,000,000	Fund 35	\$	30,000,000
FUNDS \$ 30,000,000			FUNDS \$ 30,000,000		
CURRENT BUDGET \$ 26,474,790			CURRENT BUDGET \$ 25,960,918		
SURPLUS FUNDS* \$ 3,525,210			SURPLUS FUNDS* \$ 4,039,082		

\* Surplus funds will go back to Fund 35, not into Measure E funds.



# **STATE FUNDING MEASURE E PROJECTS**





## State Grants Received for Measure E

- State Grants Received for Measure E from Proposition 51 Bond funds

STATE FUNDED PROJECTS (Prop. 51)	
Site Name	Amount Received
Creekside High School (Series 1 CTEFP: Construction Technology)	\$439,400
Woodbridge High School (Series 1 CTEFP: Performing Arts Center)	\$3,000,000
College Park ES (Series 1: MOD)	\$527,914
Culverdale ES (Series 1: MOD)	\$784,679
Santiago Hills ES (Series 1: MOD)	\$625,105
<b>Total State Funded Received</b>	<b>\$5,377,098</b>

The State Grants funds are through the State School Facility Program currently under Proposition 51.



## Step 1a: “Acknowledged” List

When no State Funding is available

- Project applications submitted beyond the Proposition 51 Bond Authority
- Subject to IUSD Board Resolution acknowledging exhaustion of funds
- Waiting for future State Bond (potentially in 2022)

STEP 1A: ACKNOWLEDGED LIST	
Site Name	Estimated Funding
Bonita Canyon ES (Series I: MOD)	\$152,700
Greentree ES (Series I: MOD)	\$249,000
Lakeside MS (Series I: MOD)	\$435,300
<b>Total State Funding Acknowledged</b>	<b>\$837,000</b>

## Step 1b: “Workload” List

When State Funding is available

- Project applications submitted to OPSC, waiting for staff review
- Anticipate funding under Proposition 51 (by 2023 or sooner)

STEP 1B: OPSC WORKLOAD LIST	
Site Name	Anticipated Funding
Springbrook ES (Series 1: NC)	\$3,059,800
Brywood ES (Series 1: NC)	\$458,900
Meadow Park ES (Series 1: MOD)	\$2,757,800
Meadow Park ES (Series 1: NC)	\$513,900
<b>Total State Funding Anticipated</b>	<b>\$6,790,400</b>



## Step 2: “Unfunded (Lack of AB 55)” List

- Project applications have been fully reviewed by OPSC staff
- Subject to bi-annual Priority Funding Letter

## Step 3: “Apportioned” List

- Project applications that were previously on the Unfunded (Lack of AB 55) list
- Submitted bi-annual Priority Funding Letter
- Shovel-Ready within 90 days of moving to Apportioned list
- Ready for fund Release request funding under Proposition 51

### STEP 2: OPSC UNFUNDED LIST

Site Name	Amount Approved
Stone Creek ES (Series 1: MOD)	\$896,500
Stone Creek ES (Series 1: NC)	\$727,600
Irvine HS (Series 1: MOD)	\$4,256,100
University HS (Series 1: MOD)	\$735,200
Creskide HS (Series 1: NC)	\$1,166,900
Sierra Vista MS (Series 1: NC)	\$1,671,600
South Lake MS (Series 1: NC)	\$919,000
Eastshore ES (Series 1: MOD)	\$757,900
Eastshore ES (Series 1: NC)	\$833,100
Venado MS (Series 1: NC)	\$2,249,000
Rancho San Joaquin MS (Series 1: MOD)	\$571,800
Rancho San Joaquin MS (Series 1: NC)	\$1,105,400
Westpark ES (Series 1: MOD)	\$3,729,000
Brywood ES (Series 1: MOD)	\$3,133,900
<b>Total State Funded Applications</b>	<b>\$22,753,000</b>

### STEP 3: APPORTIONED LIST

Site Name	Amount Approved
<b>Total State Funded Applications</b>	<b>\$0.00</b>



# **MEASURE E**

---

# **PROGRAM SCHEDULE**



# CURRENT SCHEDULE (Series 2, AFAP, Series 3)



2021

2022

2023/24

Northwood ES and University Park ES

**SERIES 2**

Construction

Summer 2022

Canyon View ES, Deerfield ES, Oak Creek ES, and Plaza Vista School

**AFAP**

Construction

Summer 2022

South Lake MS

**SERIES 3**

Construction

Summer 2022

Woodbridge HS

Scoping

Bid

Procure

Construction

Summer 2022

Irvine HS

Design / DSA (AFAP)

Bid

Construction

Summer 2024

Culverdale ES, Greentree ES, and Santiago Hills ES


Design / DSA

Bid

Construction

2023/2024






# **MEASURE E**

---

# **PROJECT UPDATES**



# **PROJECTS UNDER CONSTRUCTION (Series 2)**



# BONITA CANYON ES (New Multipurpose Building)



Exterior of new building

Interior of new building





# TURTLE ROCK ES (New Classroom Building)



Access to new building

Interior of new building



# UNIVERSITY PARK ES (New Relocatable Classroom Bldgs.)



New Classroom Building

New Classroom Building







Building E: New Design Lab

Building D: New Collaboration Area





# NORTHWOOD ES (New Classroom Building and New Relocatables)



New Classroom Building

New Relocatable Classroom Buildings





# NORTHWOOD ES (Food Services Expansion)



Food Services Expansion

Food Services Expansion





# **PROJECTS UNDER CONSTRUCTION (AFAP)**





# CANYON VIEW ES (Music Expansion / Innovation & Design Labs)



Expanded Music Classroom

Expanded Music Classroom





# OAK CREEK ES (New Classroom Building and Lunch Shelter)



New Classroom Building

Lunch Shelter Area







Underground utilities for new building

Underground utilities for new building








Grading for new Building

Kindergarten Renovation – Play Area





# **PROJECTS UNDER CONSTRUCTION (Series 3)**





# SOUTH LAKE MS (Modernization/Expansion)



Interim housing for classrooms

Music classroom expansion





# SOUTH LAKE MS (Modernization/Expansion)



New science classrooms

Classroom modernization





# **PROJECTS IN**

---

# **DESIGN (Series 3)**





- Building J and Building K (two-story buildings)
  - New heat pumps in classrooms and on roof (40)
  - New exhaust fans (11)
  - New cooling tower (1), new boiler (1), and suction pumps (2)
  - New plumbing for units and equipment
  - New ductwork and ductwork replacement in select areas
  - Construction scheduled for summer 2022 and complete by start of 2022/2023 school year
- New HVAC system
  - Update the HVAC system with controls to current code
  - Make HVAC system more energy efficient
  - Improve classroom environment
- Phase 1 of Building J and Building K Modernization (HVAC only)
  - Phase 1 will focus on replacing HVAC system installed with original construction over 30 years ago
  - Phase 2 will focus on modernizing the interior of buildings in Series 5





- **New or Expanded Multipurpose Building**
  - 5,500 square feet (similar to Bonita Canyon ES)
  - Stage (with a moveable partition to create a classroom on the stage)
  - Auditorium area
  - Student and staff restrooms
- **New Nutrition Services Building**
  - 600 square feet (similar to Westpark ES)
  - Two-speed lines, walk-in freezer, cold storage and a preparation area
- **Anticipated Project Schedule**
  - Architect selection by August 2021
  - School site meetings beginning in September 2021
  - Planning, Design, and State Agency approval by late 2022
  - Construction start by early 2023

Culverdale Elementary School







- **New Multipurpose Building**
  - 5,500 square feet (similar to Bonita Canyon ES)
  - Stage (with a moveable partition to create a classroom on the stage)
  - Auditorium area
  - Student and staff restrooms
- **New or Expanded Nutrition Services Building**
  - 600 square feet (similar to Westpark ES)
  - Two-speed lines, walk-in freezer, cold storage and a preparation area
- **Anticipated Project Schedule**
  - Architect selection by August 2021
  - School site meetings beginning in September 2021
  - Planning, Design, and State Agency approval by late 2022
  - Construction start by early 2023

Greentree Elementary School





- **New Multipurpose Building**
  - 5,500 square feet (similar to Bonita Canyon ES)
  - Stage (with a moveable partition to create a classroom on the stage)
  - Auditorium area
  - Student and staff restrooms
- **New or Expanded Nutrition Services Building**
  - 600 square feet (similar to Westpark ES)
  - Two-speed lines, walk-in freezer, cold storage and a preparation area
- **Anticipated Project Schedule**
  - Architect selection by August 2021
  - School site meetings beginning in September 2021
  - Planning, Design, and State Agency approval by late 2022
  - Construction start by early 2023

Santiago Hills Elementary School





# IRVINE HS (New Performing Arts Complex)



View from campus

View from street





# IRVINE HS (New Performing Arts Complex)



Main lobby



Side lobby



# IRVINE HS (New Performing Arts Complex)



House seating

Stage and house seating



# QUESTIONS