



**IRVINE UNIFIED
SCHOOL DISTRICT**

Irvine Unified School District Transportation Plan

**Presented by:
Joe Chapin and Jennifer Payton
March 12, 2024**





Transportation Plan Requirements

Education Code Sections 39800.1 and 41850.1

- Local Education Agencies (LEAs) must develop a plan describing the transportation services it will offer to its pupils, prioritizing low-income and those in Pre-Kindergarten (PK) (formerly known as Transitional Kindergarten) - Grade 6.
- Requires the governing board to adopt the plan on or before April 1, 2023, and updated by April 1 each year thereafter.
- Prohibits LEAs from charging a fee for unduplicated pupils.
 - (low income, English learners, foster youth)
- The plan shall be developed in consultation with stakeholder groups.



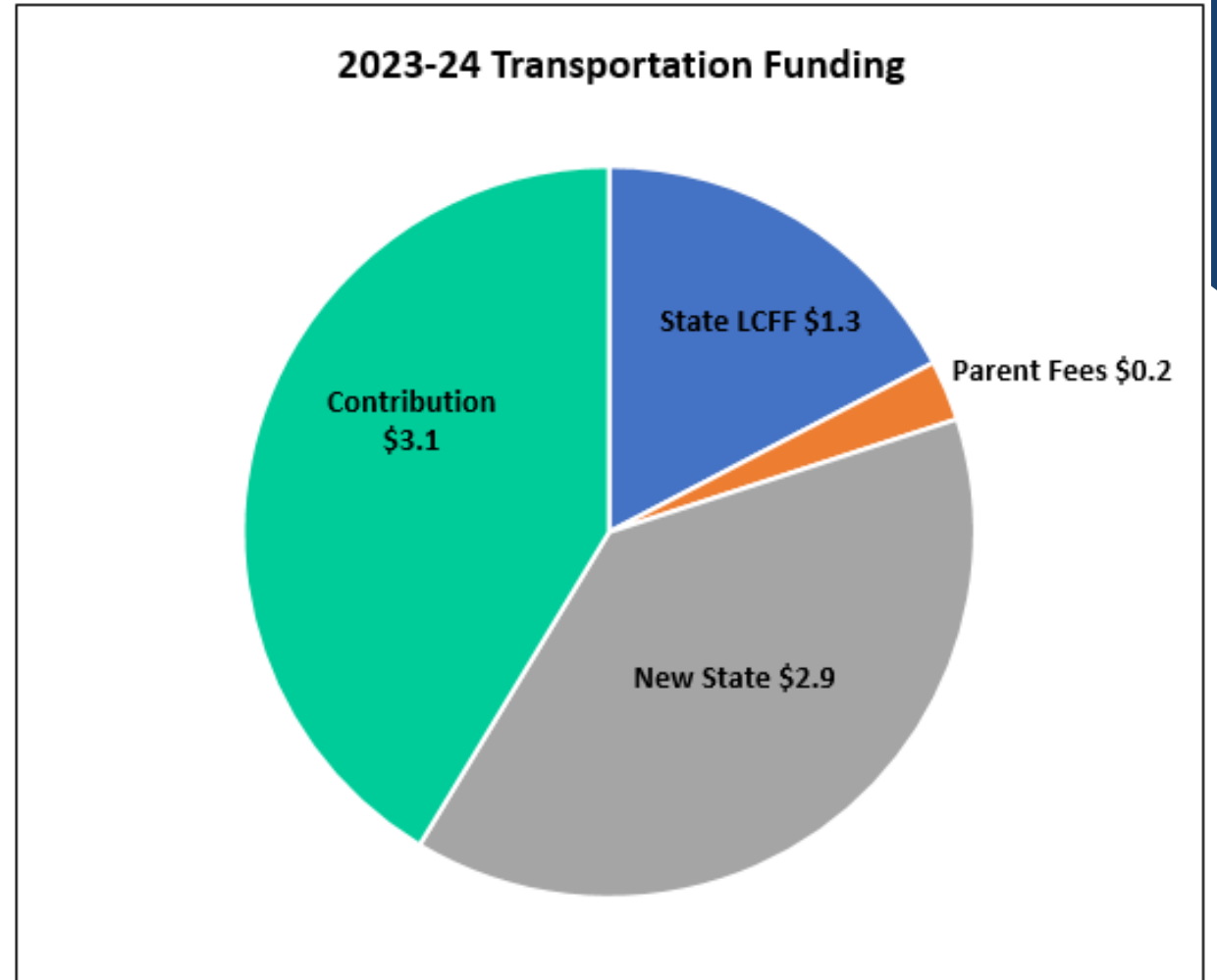
Background

2022-23 State Budget

- \$637M ongoing for Proposition 98 for Home-to-School Transportation
 - First time in over 10 years funding for transportation increased state-wide

IUSD Underfunding for Home-to-School Transportation

- 2023-24 estimated expenditures \$7.5M
 - IUSD to receive approximately \$1.3M from State through LCFF and \$0.2M through local fees (parent pay)
 - **With additional funding of approximately \$2.9M from the State, Transportation continues to be underfunded by approximately \$3.1M**





Current Transportation Services

	General Education	Special Education	Total
Bus Routes	10	78	88
Individualized Service	14	61	75
Students Transported	894	556	1,450
Pre-School Aged Students	0	48	48
PK-6 Students Transported	460	265	725
Low Income Students Transported	105	Unknown	Unknown
Bus Passes Sold	785	0	785
Reduced Cost Bus Passes Sold	11	0	11
Free Bus Passes Issued	94	0	94

Approximately 2,500 activity trips including field trips and athletic events



Special Education Transportation Routes

- Transportation services for Special Education students is provided for free as specified in their Individualized Education Plan (IEP) when:
 - Students are enrolled at a school other than their school of residence
 - Students require transportation services due to the severity of their disability



Administrative Regulation 3540.1

Home-to-School Transportation Limits

- Non-transportation zones shall be established for each school as follows:
 - Elementary
 - 1.5 mile radius
 - Middle
 - 2.5 mile radius
 - High
 - 3.0 mile radius
- Service beyond the non-transportation zone may be provided where there is:
 - sufficient paying ridership to operate bus on a cost neutral basis, or
 - where significant safety concerns are present.



Home-to-School Transportation Routes

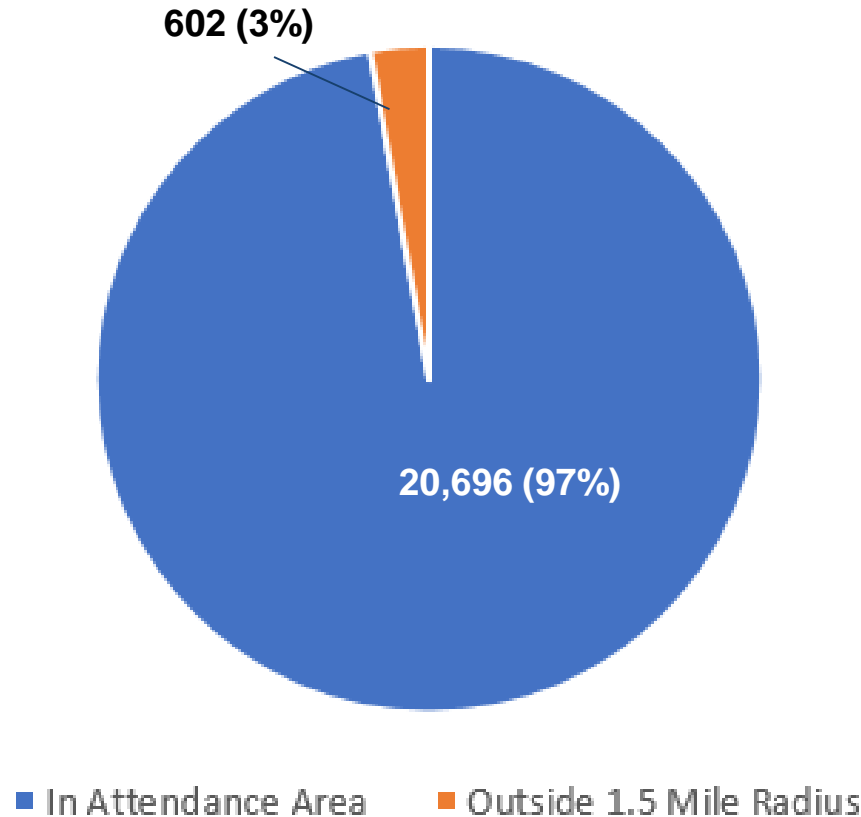
- The District provides ten (10) home-to-school routes
 - Six (6) routes for Turtle Rock Elementary School and Rancho San Joaquin Middle School
 - One (1) route for Vista Verde School
 - Two (2) routes for Oak Creek Elementary School
 - One (1) route for University High School
 - *Subsidized by the City of Irvine for the 2023-24 school year*
- Routes continued/established due to significant pedestrian safety concerns.
 - Allowable per IUSD Administrative Regulation 3540.1
- Cost of routes subsidized by the District
 - Approximately 75% of the cost paid by the District
 - Approximately 25% of the cost paid by parents

Administrative Regulation 3540.1

Home-to-School Transportation Limits



Elementary and PK-8 Schools Total Students Residing Outside Non-Transportation Zone and Attending School of Residence



Elementary and PK-8 Schools with Students Residing Outside the Non-Transportation Zone and Attending School of Residence:

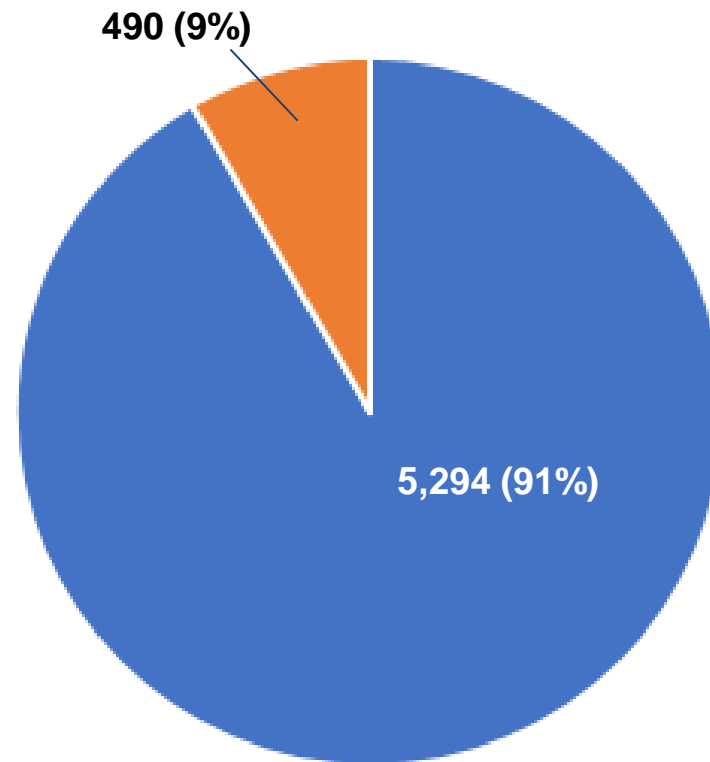
- Alderwood (233)
- Bonita Canyon (9)
- Culverdale (21)
- Oak Creek (308)
- Turtle Rock (11)
- Westpark (20)

Administrative Regulation 3540.1

Home-to-School Transportation Limits



Middle Schools Total Students Residing Outside Non-Transportation Zone and Attending School of Residence



■ In Attendance Area ■ Outside 2.5 Mile Radius

Middle Schools with Students Residing Outside the Non-Transportation Zone and Attending School of Residence:

- Jeffrey Trail (277)
- Rancho San Joaquin (142)
- South Lake (71)

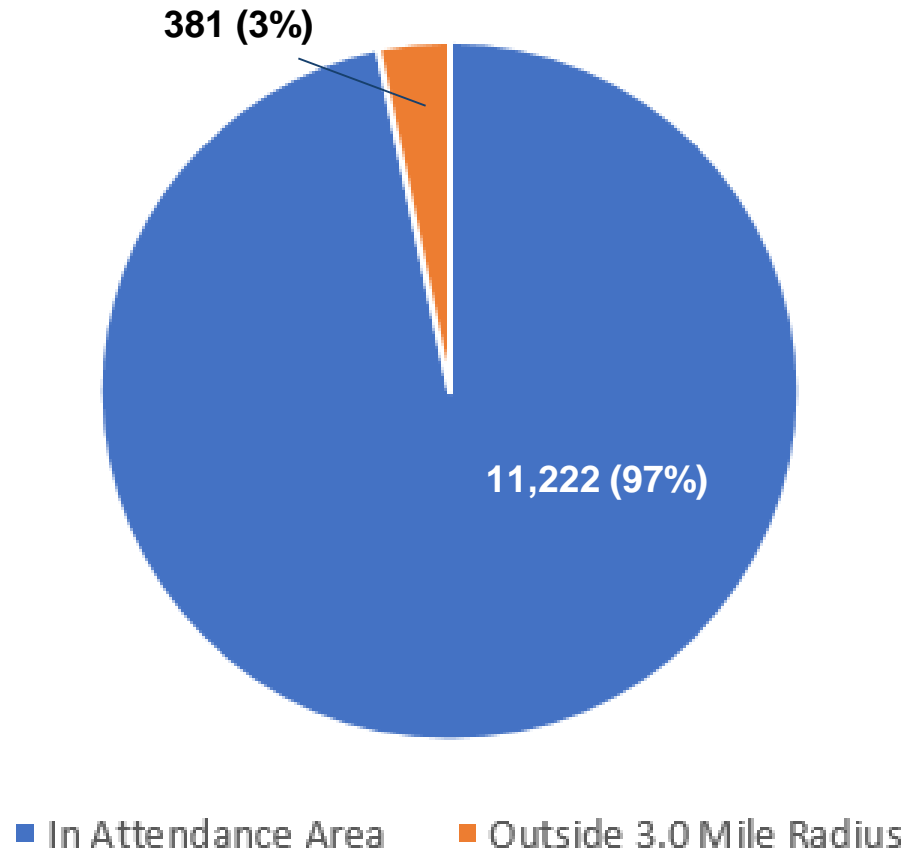
Administrative Regulation 3540.1

Home-to-School Transportation Limits



High Schools

Total Students Residing Outside Non-Transportation Zone and Attending School of Residence



High Schools with Students Residing Outside the Non-Transportation Zone and Attending School of Residence:

- Portola (56)
- University (234)
- Woodbridge (91)



Cost of Routes

- Total cost of a route 2023-24 \$77,365.80
- Total additional routes needed to transport all students who reside outside the non-transportation zone and attend school of residence: 24

Total Cost Elementary Routes (10)	\$773,658.00
Total Cost Middle Routes (6)	\$464,194.80
Total Cost High School Routes (8)	\$618,926.40

Total Cost of 24 Routes	\$1,856,779.20
75% District Subsidy Amount	\$1,392,584.40
25% Parent Pay Amount	\$464,194.80



Homeless Youth and Unduplicated Pupils

- Unduplicated Pupils (low income, English learners, foster youth)
 - Provided free transportation services, as needed.
- McKinney-Vento (Homeless) Students
 - Students are identified, monitored, and serviced by the Student Services Department
 - Free transportation services provided
 - District Transportation
 - Existing bus routes
 - Individualized transportation
 - Orange County Transportation Authority (OCTA) Youth Ride Free Program
 - Free travel on OC Bus services for youth ages 6 to 18



District Response to 2022-23 Stakeholder Feedback

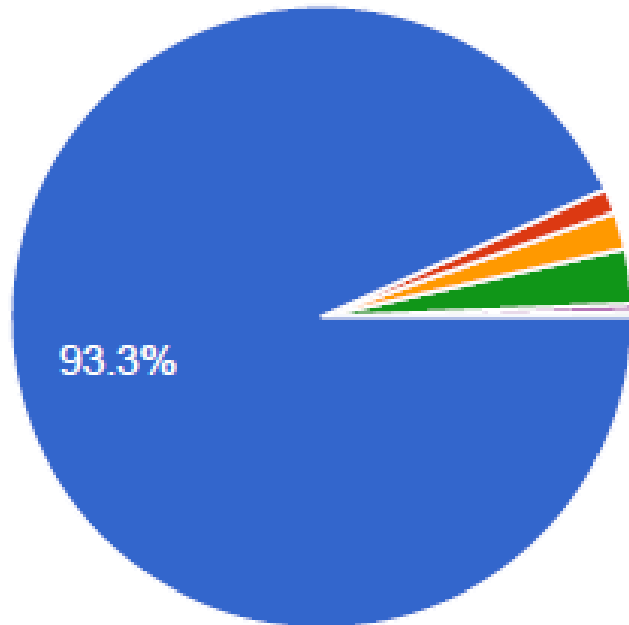
- District and City Quarterly Standing Meetings
 - Safe routes to school
 - Traffic congestion and parking concerns
- Mandatory E-Vehicle Safety & Registration Program
 - District partnership with Irvine Police Department
 - Safety presentation attendance e-vehicle permit required for all middle and high school students who travel to and from school using an electric vehicle.
- Individualized Car Service Safety
 - Driver consistency
 - Driver identification
 - Increase of yellow school bus routes



Survey Results: Stakeholder Participation

We are seeking input from different stakeholder groups. Please let us know the stakeholder group you are representing for this survey.

1,043 responses



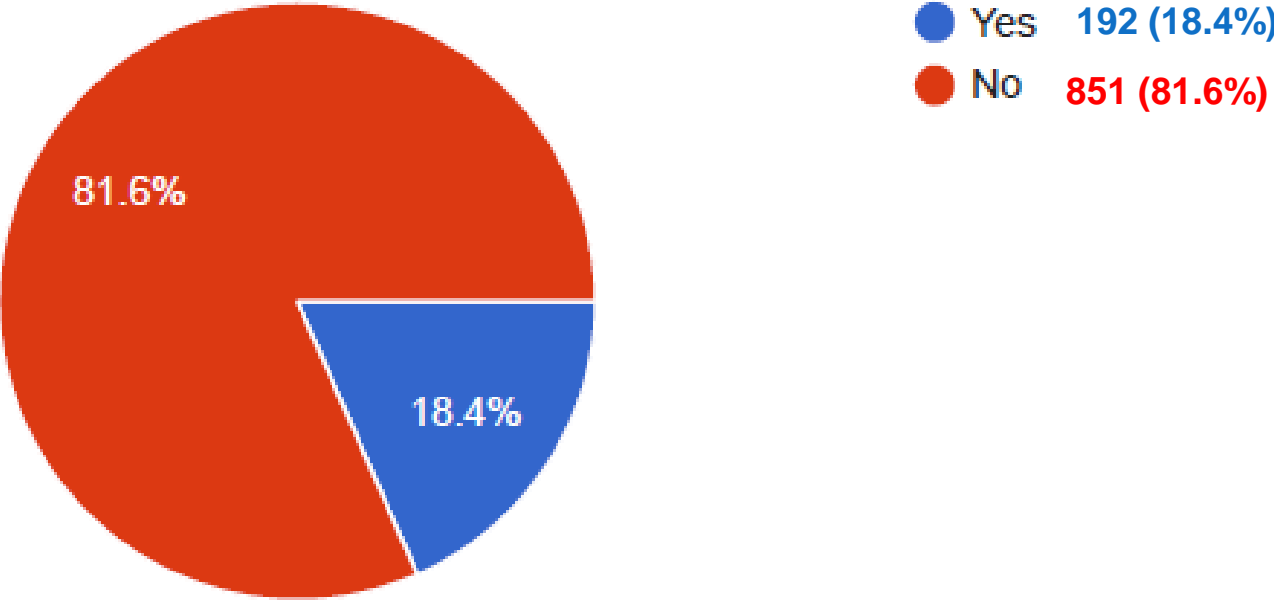
- Parent 973 (93.3%)
- Student 13 (1.2%)
- Classified Staff 20 (1.9%)
- Certificated Staff 30 (2.9%)
- Administrative Staff 4 (0.4%)
- Regional Local Transit Authority 0 (0.0%)
- Local Air Pollution Control District/Air Quality Management District 0 (0.0%)
- Other 3 (0.3%)



Survey Results: IUSD Transportation Utilization

Do you or your student currently utilize IUSD transportation services?

1,043 responses

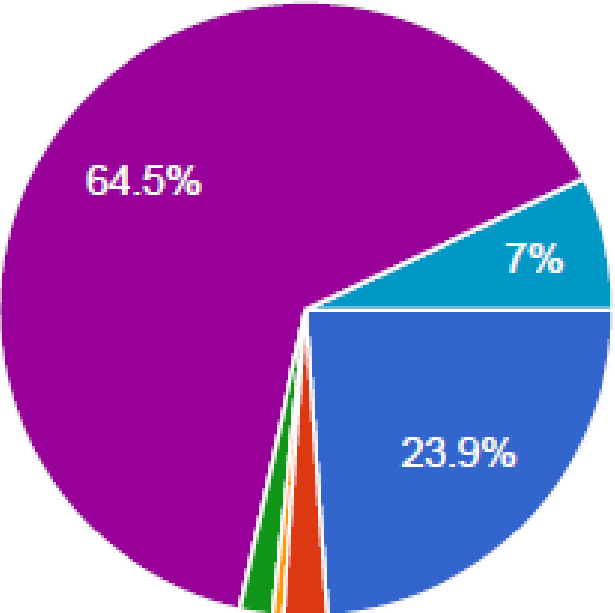




Survey Results: Traveling to School (New)

If you or your student do not utilize IUSD transportation services, how do you/your student get to school?

1,043 responses



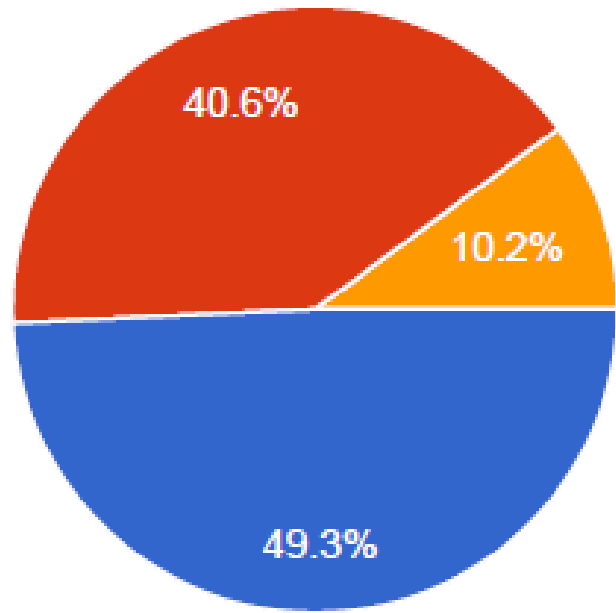
- Walk/Bike 249 (23.9%)
- Electric Bike/Electric Scooter 24 (2.3%)
- OCTA/City Bus 6 (0.6%)
- Carpool 18 (1.7%)
- Parent Drop-off/Drive Self 673 (64.5%)
- Other 73 (7.0%)



Survey Results: Bus Stop Safety (New)

In your opinion, what age groups can safely wait at a bus stop?

1,043 responses



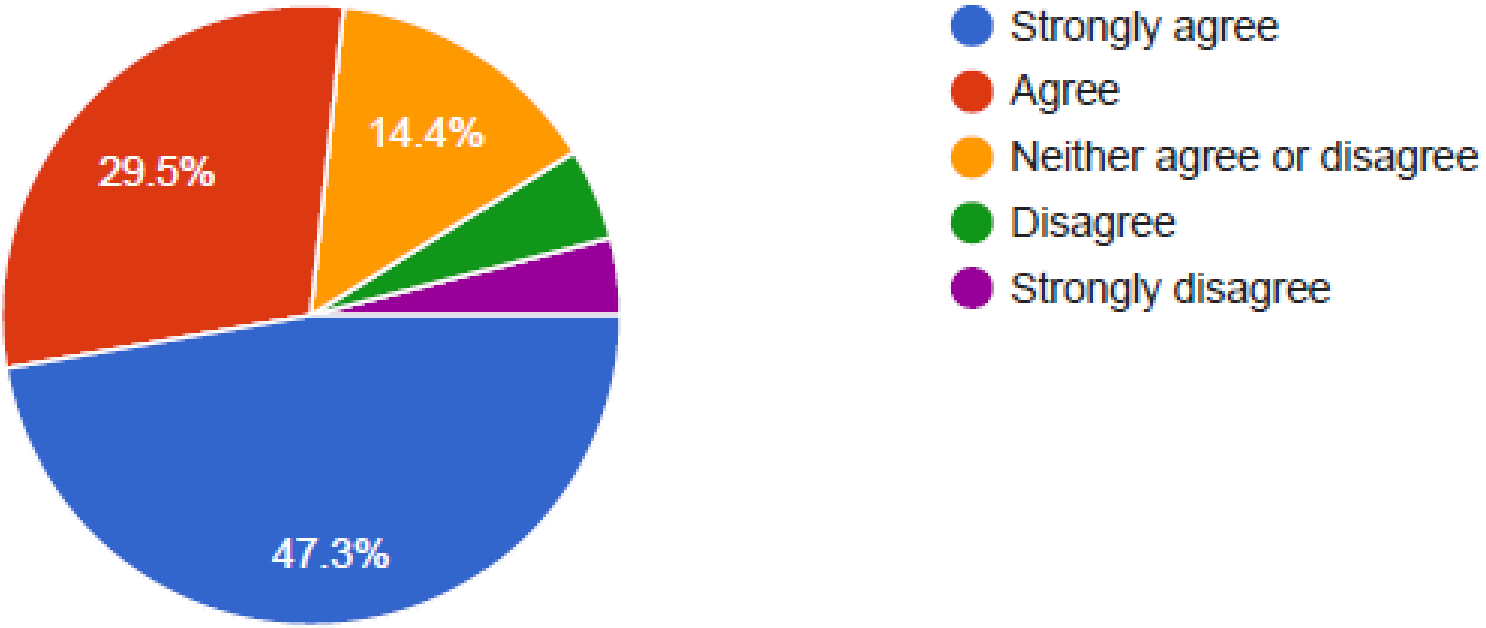
- Elementary School, Middle School, and High School Students 514 (49.3%)
- Middle School and High School Students 423 (40.6%)
- High School Students 106 (10.2%)



Survey Results: Prioritization

It is important that IUSD prioritize planned transportation services for students in Transitional Kindergarten, Kindergarten, and Grades 1-6 that reside outside established transportation zones and where significant safety concerns exist.

1,039 responses

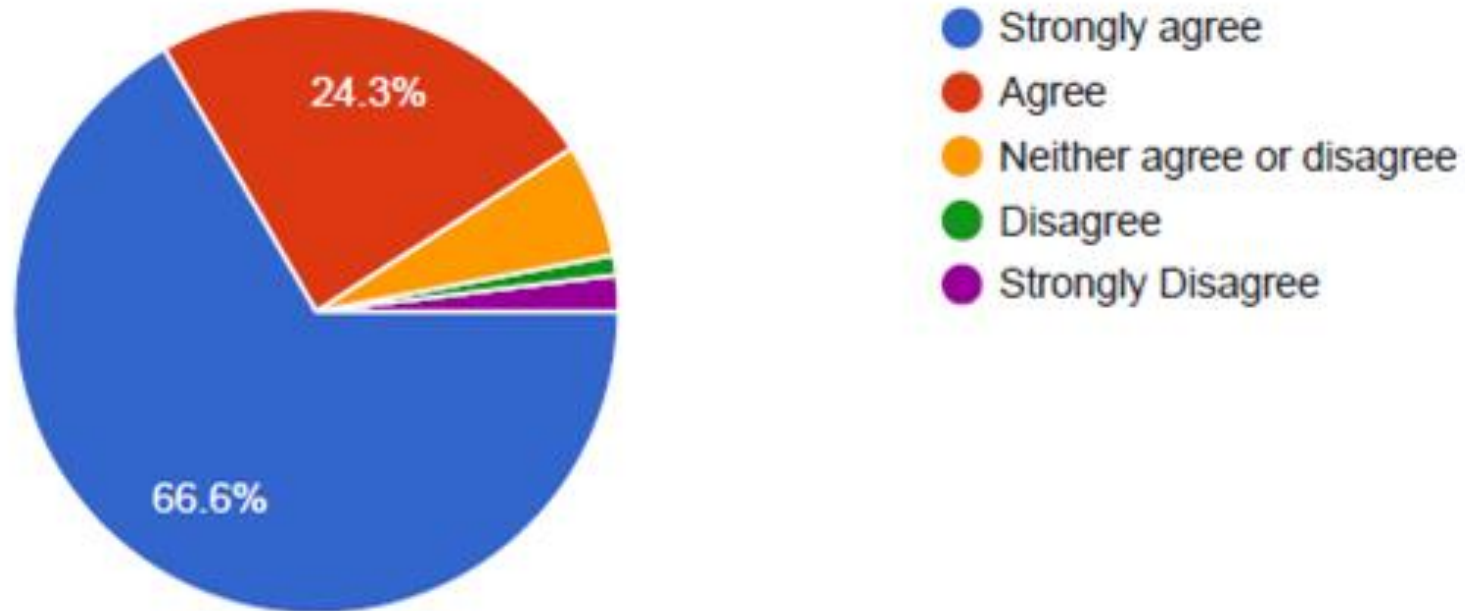




Survey Results: Accessibility

It is important that IUSD transportation services are accessible to students with disabilities and students who are homeless.

1,040 responses

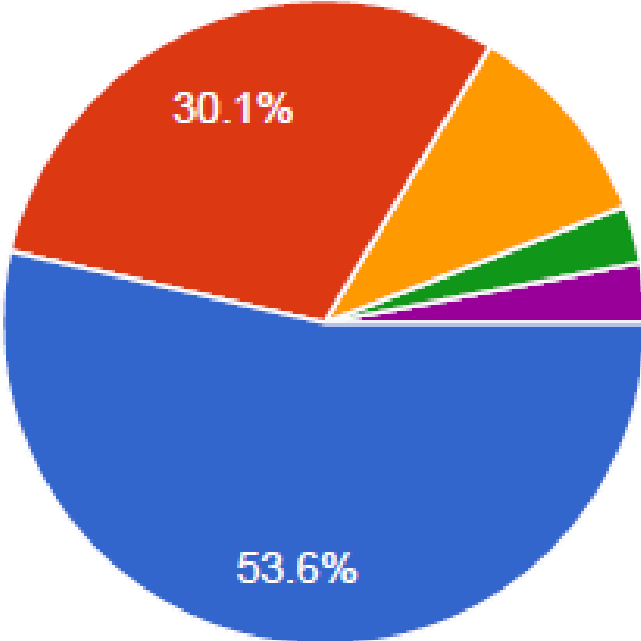




Survey Results: Free Transportation for Unduplicated Pupils

It is important for IUSD to provide free transportation for Unduplicated Pupils (Unduplicated Pupils are those eligible for Free/Reduced Meals, English Learners, Foster Youth, and/or Homeless).

1,038 responses



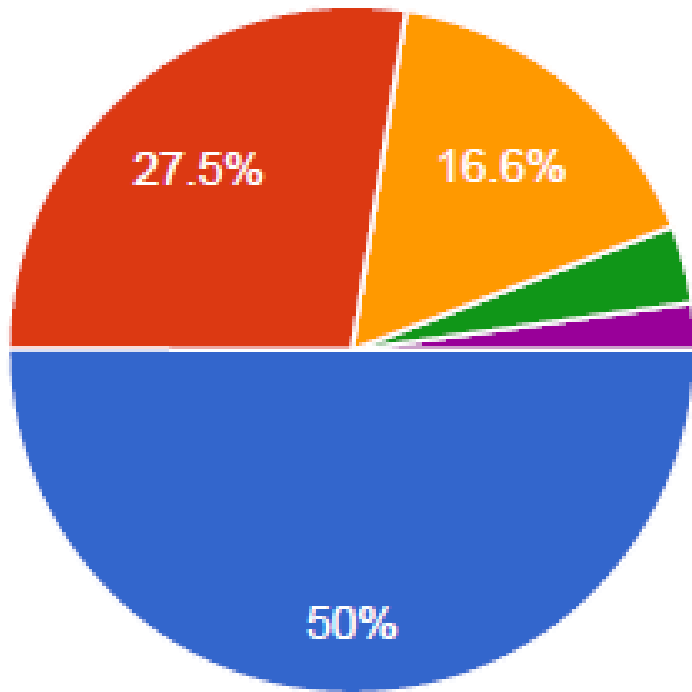
- Strongly agree
- Agree
- Neither agree or disagree
- Disagree
- Strongly Disagree



Survey Results: OCTA Services

It is important for Orange County Transit Authority (OCTA) to provide free bus passes for youth ages 6 to 18 to ride all public OCTA routes.

1,041 responses



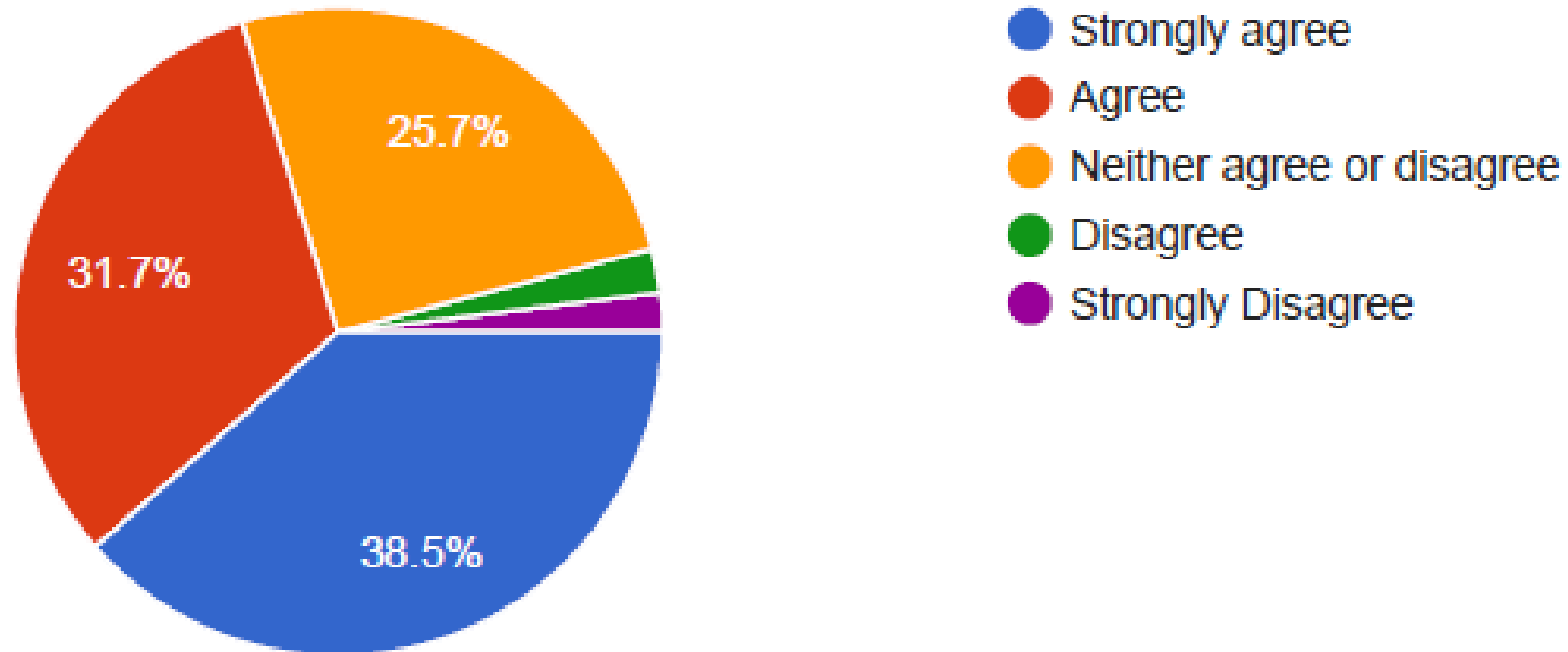
- Strongly agree
- Agree
- Neither agree or disagree
- Disagree
- Strongly Disagree



Survey Results: Zero-Low Emission Busses

I would prefer if school busses operating in my community were zero to low-emission vehicles.

1,040 responses





Survey Results: Comments

285 responses

- Additional transportation services/routes
 - IUSD (170 comments)
 - OCTA/City (11 comments)
- Increase safe routes to school
 - Additional crossing guards (8 comments)
 - Walking/biking paths (12 comments)
- Electric bicycle and electric scooter safety (10 comments)
- Distance from home to school (12 comments)
- Shorter ride times for transported students (7 comments)

Questions



?

