



Irvine High School
New Performing Arts Center

MEASURE E

Citizens Oversight Committee Quarterly Meeting

April 27, 2026

Board of Education

Lauren Brooks
Jeff Kim, President
Katie McEwen
Connie Stone
Cyril Yu



AGENDA

- Budget
- State Funding
- Schedule
- Project Updates
 - 2023D Series 4

Brywood Elementary School
New Innovation Lab





BUDGET

PROGRAM BUDGET



University Park Elementary School
New Collaboration Area

MEASURE E

REVISED BOND SERIES

- Series 1 funds received October 26, 2016
 - \$95.0 million issued
- Series 2 funds received September 13, 2018
 - \$41.0 million issued
- Series 3 funds received April 7, 2021
 - \$45.0 million issued
- Series 4 funds received October 25, 2023
 - \$60.0 million issued
- *Series 5 Bond tentative 2028*
 - *\$65.0 million*

CURRENT ISSUANCE

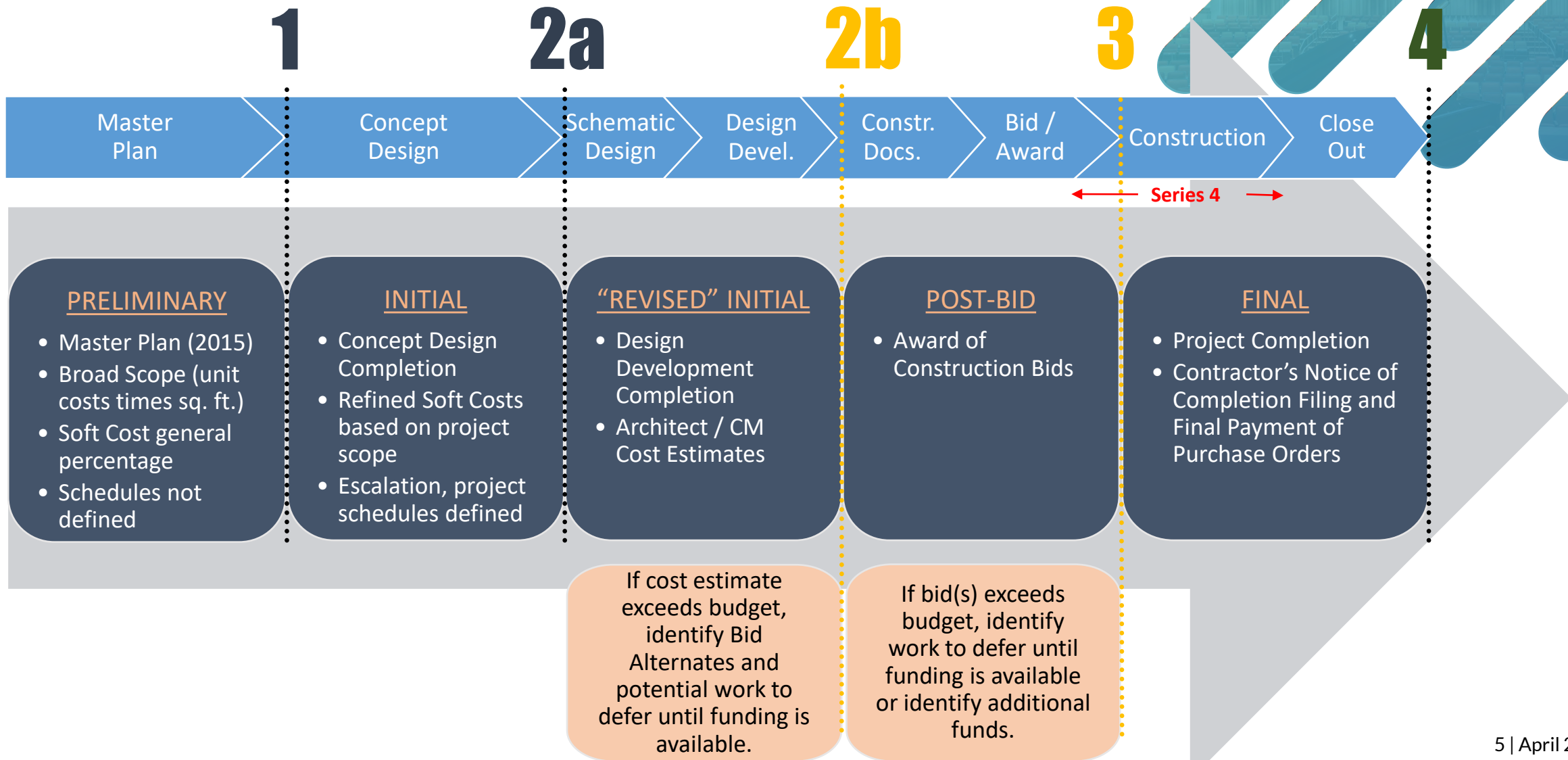
2016 (Series 1)	\$ 95.0M
2018 (Series 2)	\$ 41.0M
2021 (Series 3)	\$ 45.0M
2023 (Series 4)	\$ 60.0M
<i>2028 (Series 5)</i>	<i>\$ 65.0M</i>
TOTAL	\$306.0M*

*Maximum Bond Capacity \$319.0M



MEASURE E

BUDGET VERSIONS



MEASURE E FUNDING TIMELINE

2016A

2018B

2021C

2023D

Future Bond Sale Year Subject to Change

1

2

3

4

5

Series 1 \$95.00 M
 Series 2 \$13.12 M
 IUSD Funds \$40.23 M
 IUSD fund (WHS) \$1.00 M
 IT Funds \$0.64 M
 CTE grant (CHS) \$0.44 M
 CTE grant (WHS) \$3.00 M
 IRWD rebate (NHS) \$0.17 M
 TDP grant (WHS) \$0.04 M
Adj. Funds \$153.64 M

Series 2 \$41.00 M
 IUSD funds \$ 4.27 M
 AB300 grant \$1.57 M
Funds \$46.84 M
 To Series 1 (\$13.12 M)
Adj. Funds \$33.72M

Series 3 \$45.00 M
 IUSD funds \$20.50 M
 AFAP funds \$4.50 M
 Add'l Fund 35 \$4.52 M
Funds \$74.52 M

Series 4 \$60.00 M
 IUSD funds \$ 0.00 M
 Funds \$60.00 M

Series 5 \$65.00 M
 IUSD funds \$ 11.92 M
 Funds \$76.92 M



2019 Augmented Funds to Accelerate Projects (AFAP)

Future Measure E State Grants: \$3.82 M

AVAILABLE FUNDS	
BOND FUNDS	\$ 306.0 M
FUND 01 (86-1)	\$ 39.4 M
FUND 25	\$ 13.5 M
FUND 40	\$ 13.1 M
OTHER IUSD FUNDS	\$ 14.1 M
GRANT/REBATES	\$ 0.2 M
MEASURE E STATE GRANTS	
- Modernization	\$ 28.7 M
- New Construction	\$ 18.2 M
- Career Tech Education	\$ 3.6 M
- AB300 Seismic	\$ 1.5 M
TOTAL FUNDS:	\$ 438.6 M

The above figures exclude future State grant for Measure E.



MEASURE E

BUDGET SUMMARY

Year	Bond Series or Fund Sources	Funds Available									Funds Available Total	Project Costs	Surplus / Deficit by Year	Cumulative Totals
		[A]	[B]	[C]	[D]	[E]	[F]	[G]	[H]	[I]	[J]	[K]	[L]	[M]
		Bonds (Fund 21)	District			State Grants Received from CTE/AB300 Programs (Fund 35)	Other Grants / Rebates	Other Funds	State Grants Received from Measure E Building Program used for AFAP / Additional Funding (Fund 35)		Sum A thru I	Expenditures or Project Budget	[J-K]	
Fund 01 (CFD 86-1)	Fund 25		Fund 40	AFAP	Additional Funds to Series 3 / Other									
2016	Series 1	\$ 108,115,495	\$ 23,000,000	\$ 12,231,276	\$ 6,000,000	\$ 3,439,400	\$ 219,031	\$ 643,875	\$ -	\$ -	\$ 153,649,077	\$ 151,706,631	\$ 1,942,446	\$ 1,942,446
2018	Series 2	\$ 27,884,505	\$ -	\$ 1,268,724	\$ 3,000,000	\$ 1,565,006	\$ -	\$ -	\$ -	\$ -	\$ 33,718,235	\$ 31,540,384	\$ 2,177,851	\$ 4,120,297
2021	Series 3	\$ 45,000,000	\$ 16,400,000	\$ -	\$ 4,100,000	\$ -	\$ -	\$ -	\$ -	\$ 8,568,111	\$ 74,068,111	\$ 86,557,473	\$ (12,489,362)	\$ (8,369,065)
2019	AFAP	\$ -	\$ -	\$ -	\$ -	\$ -	\$ -	\$ -	\$ 25,500,000	\$ -	\$ 25,500,000	\$ 21,345,682	\$ 4,154,318	\$ (4,214,747)
2023	State Grants (remaining available)	\$ -	\$ -	\$ -	\$ -	\$ -	\$ -	\$ -	\$ -	\$ 13,044,308	\$ 13,044,308	\$ -	\$ 13,044,308	\$ 8,829,561
2023	Series 4	\$ 60,000,000	\$ -	\$ -	\$ -	\$ -	\$ -	\$ -	\$ -	\$ -	\$ 60,000,000	\$ 45,000,000	\$ 15,000,000	\$ 23,829,561
2028	Series 5	\$ 65,000,000	\$ -	\$ -	\$ -	\$ -	\$ -	\$ 13,474,084	\$ -	\$ -	\$ 78,474,084	\$ 85,250,000	\$ (6,775,916)	\$ 17,053,645
TOTALS		\$ 306,000,000	\$ 39,400,000	\$ 13,500,000	\$ 13,100,000	\$ 5,004,406	\$ 219,031	\$ 14,117,959	\$ 25,500,000	\$ 21,612,419	\$ 438,453,815	\$ 421,400,170	\$ 17,053,645	\$ 17,053,645

Springbrook Elementary School
New Music Classroom



BUDGET

CHANGE ORDERS

MEASURE E

CHANGE ORDERS (SUMMARY)

“A ‘change order’ refers to an official change of any kind in the original scope of work or terms of a construction contract agreed to by the owner, contractor, and project designer.” Associated General Contractors of America

Measure E construction change orders are often the result of (1) District changes, (2) Design revisions, (3) Unforeseen conditions, and (4) Building code clarifications.

Final Change Order Percentages (All Series)					
School		Original Contract	Final Contract	Change Orders	Change Order %
1	Series 1 (complete)	\$ 113,606,920	\$ 113,852,871	\$ 245,951	0.22%
2	Series 2 (complete)	\$ 19,978,401	\$ 19,964,597	\$ (13,804)	-0.07%
3	Series 3 (complete)	\$ 69,022,338	\$ 70,976,728	\$ 1,954,390	2.83%
4	AFAP (complete)	\$ 13,267,744	\$ 13,369,594	\$ 101,850	0.77%
TOTALS		\$ 215,875,403	\$ 218,163,790	\$ 2,288,387	1.06%



MEASURE E

FINAL CHANGE ORDERS (SERIES 1)

Series 1: Final Change Order Percentages and Dates (part 1)

	School	Original Contract	Final Contract	Change Orders	Change Order %	Start	Finish	Duration
1	Bonita Canyon ES	\$ 687,833	\$ 661,920	\$ (25,913)	-3.77%	Jun 2017	Aug 2017	3 Months
2	Brywood ES - Mod	\$ 8,022,047	\$ 8,634,679	\$ 612,632	7.64%	Oct 2018	Aug 2019	11 Months
3	Brywood ES - Music	\$ 2,842,214	\$ 2,773,341	\$ (68,873)	-2.42%	Oct 2018	Aug 2019	11 Months
4	College Park ES	\$ 1,947,472	\$ 1,997,707	\$ 50,235	2.58%	Jun 2017	Aug 2018	1 Yr/3 Mos
5	Creekside HS	\$ 3,681,144	\$ 3,598,072	\$ (83,072)	-2.26%	Jun 2018	Aug 2019	1 Yr/3 Mos
6	Culverdale ES	\$ 1,004,045	\$ 1,020,602	\$ 16,557	1.65%	Jun 2017	Aug 2017	3 Months
7	Eastshore ES	\$ 4,522,529	\$ 4,597,990	\$ 75,461	1.67%	Jun 2018	Aug 2019	1 Yr/3 Mos
8	Greentree ES	\$ 1,263,711	\$ 1,240,335	\$ (23,376)	-1.85%	Jun 2017	Aug 2017	3 Months
9	Irvine HS	\$ 4,704,255	\$ 4,843,227	\$ 138,972	2.95%	Feb 2018	Dec 2018	11 Months
10	Lakeside MS	\$ 2,279,702	\$ 2,214,866	\$ (64,836)	-2.84%	Jun 2018	Aug 2018	3 Months
11	Meadow Park ES - Mod	\$ 9,640,387	\$ 9,856,858	\$ 216,471	2.25%	Oct 2018	Aug 2019	11 Months
12	Meadow Park ES - Music	\$ 2,889,679	\$ 2,838,289	\$ (51,390)	-1.78%	Oct 2018	Aug 2019	11 Month
13	Northwood HS	\$ 2,946,419	\$ 3,055,203	\$ 108,784	3.69%	Mar 2018	Sep 2018	7 Months



MEASURE E

FINAL CHANGE ORDERS (SERIES 1)

Series 1: Final Change Order Percentages and Dates (part 2)

School	Original Contract	Final Contract	Change Orders	Change Order %	Start	Finish	Duration
14 Rancho San Joaquin MS	\$ 4,201,968	\$ 4,102,266	\$ (99,702)	-2.37%	Jun 2018	Jun 2019	11 Months
15 Santiago Hills ES	\$ 1,053,407	\$ 1,050,915	\$ (2,492)	-0.24%	Jun 2017	Aug 2017	3 Months
16 Sierra Vista MS	\$ 3,643,560	\$ 3,526,896	\$ (116,664)	-3.20%	Jun 2018	May 2019	1 Year
17 Springbrook ES - Mod	\$ 8,110,543	\$ 8,413,410	\$ 302,867	3.73%	Oct 2018	Aug 2019	11 Months
18 Springbrook ES - Music	\$ 3,387,188	\$ 3,245,008	\$ (142,180)	-4.20%	Oct 2018	Aug 2019	11 Month
19 Stone Creek ES	\$ 3,155,560	\$ 3,113,229	\$ (42,331)	-1.34%	Jun 2017	Aug 2018	1 Yr/3 Mos
20 South Lake MS	\$ 2,753,376	\$ 2,688,937	\$ (64,439)	-2.34%	Jun 2018	May 2019	1 Year
21 University HS	\$ 3,533,004	\$ 3,519,126	\$ (13,878)	-0.39%	Feb 2018	Dec 2018	11 Months
22 Venado MS	\$ 3,798,615	\$ 3,813,274	\$ 14,659	0.39%	Jun 2018	Aug 2019	1 Yr/3 Mos
23 Westpark ES	\$ 7,535,025	\$ 7,612,852	\$ 77,827	1.03%	Jun 2018	Aug 2019	1 Yr/3 Mos
24 Woodbridge HS - Field Imp	\$ 2,568,204	\$ 2,651,706	\$ 83,502	3.25%	Oct 2019	May 2020	8 Months
25 Woodbridge HS - PAC	\$ 23,435,033	\$ 22,782,163	\$ (652,870)	-2.79%	Feb 2019	Aug 2020	1 Yr / 7 Mos
TOTALS	\$ 113,606,920	\$ 113,852,871	\$ 245,951	0.22%			



MEASURE E

FINAL CHANGE ORDERS (SERIES 2)

Series 2: Final Change Order Percentages and Dates

School	Original Contract	Final Contract	Change Orders	Change Order %	Start	Finish	Duration
1 Bonita Canyon ES	\$ 5,223,926	\$ 5,197,335	\$ (26,591)	-0.51%	Jun 2020	Aug 2021	1 Yr/3 Mos
2 Northwood ES	\$ 5,436,042	\$ 5,426,486	\$ (9,556)	-0.18%	Dec 2020	Aug 2022	1 Yr/9 Mos
3 Turtle Rock ES	\$ 4,122,526	\$ 3,920,458	\$ (202,068)	-4.90%	Jun 2020	Aug 2021	1 Yr/3 Mos
4 University Park ES	\$ 5,195,907	\$ 5,420,318	\$ 224,411	4.32%	Dec 2020	Aug 2022	1 Yr/9 Mos
TOTALS	\$ 19,978,401	\$ 19,964,597	\$ (13,804)	-0.07%			



MEASURE E

FINAL CHANGE ORDERS (SERIES 3)

Series 3: Final Change Order Percentages and Dates

School	Original Contract	Final Contract	Change Orders	Change Order %	Start	Finish	Duration
1 South Lake MS - Mod	\$ 5,367,388	\$ 5,731,002	\$ 363,614	6.77%	Jun 2021	Nov 2022	1 Yrs/6 Mos
2 South Lake MS - Music	\$ 2,300,392	\$ 2,237,613	\$ (62,779)	-2.73%	Jun 2021	Nov 2022	1 Yrs/6 Mos
3 Culverdale ES- MPR/Nutr.	\$ 10,465,926	\$ 10,963,291	\$ 497,365	4.75%	Jun 2023	Apr 2024	11 Months
4 Greentree ES - MPR	\$ 7,415,008	\$ 7,764,733	\$ 349,725	4.72%	Oct 2023	Aug 2024	11 Months
5 Greentree ES - Interior	\$ 2,059,325	\$ 2,164,227	\$ 104,902	5.09%	Jun 2024	Aug 2024	3 Months
6 Santiago Hills ES - MPR	\$ 7,470,690	\$ 7,709,220	\$ 238,530	3.19%	Oct 2023	Aug 2024	11 Months
7 Santiago Hills ES - Interior	\$ 1,691,344	\$ 1,648,460	\$ (42,884)	-2.54%	Jun 2024	Aug 2024	3 Months
8 Irvine HS - PAC	\$ 32,252,265	\$ 32,758,182	\$ 505,917	1.57%	Jun 2022	Nov 2024	2 Yrs/6 Mos
TOTALS	\$ 69,022,338	\$ 70,976,728	\$ 1,954,390	2.83%			



MEASURE E

FINAL CHANGE ORDERS (AFAP)

AFAP: Final Change Order Percentages and Dates

School	Original Contract	Final Contract	Change Orders	Change Order %	Start	Finish	Duration
1 Canyon View ES	\$ 2,828,297	\$ 2,886,649	\$ 58,352	2.06%	Jun 2021	Oct 2022	1 Yr/5 Mos
2 Deerfield ES	\$ 3,744,720	\$ 3,774,694	\$ 29,974	0.80%	Jun 2021	Oct 2022	1 Yr/5 Mos
3 Oak Creek ES	\$ 2,654,110	\$ 2,594,372	\$ (59,738)	-2.25%	Jun 2021	Oct 2022	1 Yr/5 Mos
4 Plaza Vista School	\$ 4,040,617	\$ 4,113,879	\$ 73,262	1.81%	Jun 2021	Oct 2022	1 Yr/5 Mos
TOTALS	\$ 13,267,744	\$ 13,369,594	\$ 101,850	0.77%			





MEASURE E

STATE FUNDING



Meadow Park Elementary School
Modernization

STATE FUNDING PROPOSITION 2

- **Proposition 2 – Passed on November 5, 2024***

- Modernization.....\$4.0 Billion
- New Construction.....\$3.3 Billion
- Career Technical Education.....\$600.0 Million
- Charter Schools.....\$600.0 Million

* *Proposition 2 was approved for \$10.0 Billion. The numbers above do not include Community College Facilities of \$1.5 Billion.*

- **As of March 31, 2026**

- Modernization
 - Of the \$4.0 Billion above, all funds have been either disbursed or committed
 - There are \$1.8 Billion in applications that are beyond the \$4.0 Billion
 - 491 applications on waiting list, considered “Applications Received Beyond Bond Authority”
- New Construction
 - There are funds are available



STATE FUNDING

SUMMARY OF STATE GRANTS

- **Measure E State Grants**

- Received to Date.....\$52,116,825
 - Modernization (AB300) Funds.....\$30,238,328
 - New Construction Funds.....\$18,439,097
 - Career Technical Education Funds.....\$3,439,400
- Future.....\$3,825,700

- **Schools Facility Program**

- State Grant reimbursement for eligible funds
 - Modernization: District's share = 40% | State Grant matching 60%
 - New Construction: District's share = 50% | State Grant matching 50%

- **Future Applications**

- Facilities staff continues to submit applications for eligible projects.



OFFICE OF PUBLIC SCHOOL CONSTRUCTION: STATE GRANTS

State Grants Received

➤ State Grants Received from Proposition 51 Bond funds

STATE FUNDED PROJECTS (Prop. 51) – Measure E Only	
Site Name	Amount Received
Creekside High School (Series 1 CTEFP: Const. Tech.)	\$439,400
Woodbridge High School (Series 1 CTEFP: Perf. Arts)	\$3,000,000
College Park ES (Series 1: MOD)	\$527,914
Culverdale ES (Series 1: MOD)	\$784,679
Santiago Hills ES (Series 1: MOD)	\$625,105
Stone Creek ES (Series 1: MOD)	\$896,562
Stone Creek ES (Series 1: NC)	\$727,603
Irvine HS (Series 1: MOD)	\$4,256,129
University HS (Series 1: MOD)	\$735,286
Creekside HS (Series 1: NC)	\$1,166,945
Sierra Vista MS (Series 1: NC)	\$1,671,605
South Lake MS (Series 1: NC)	\$919,005
Eastshore ES (Series 1: MOD)	\$757,980
Eastshore ES (Series 1: NC)	\$833,174

The State grants funds are through the State School Facility Program currently under Proposition 51.

STATE FUNDED PROJECTS – Measure E Only (Cont'd.)	
Site Name	Amount Received
Venado MS (Series 1: NC)	\$2,249,063
Rancho San Joaquin MS (Series 1: MOD)	\$570,889
Rancho San Joaquin MS (Series 1: NC)	\$1,176,896
Springbrook ES (Series 1: MOD)	\$3,472,248
Westpark ES (Series 1: MOD)	\$3,729,015
Brywood ES (Series 1: MOD)	\$3,133,957
Woodbridge HS (Series 1: NC)	\$3,219,613
Springbrook ES (Series 1: NC)	\$1,211,516
Meadow Park ES (Series 1: NC)	\$1,358,675
Meadow Park ES (Series 1: MOD)	\$3,529,201
Brywood ES (Series 1: NC)	\$1,343,490
University Park ES (Series 2: MOD)	\$1,565,006
Bonita Canyon ES (Series 1: MOD)	\$334,581
Greentree ES (Series 1: MOD)	\$373,866
Lakeside MS (Series 1: MOD)	\$364,925
Turtle Rock ES (Series 2: NC)	\$1,776,256
South Lake MS (Series 3A: NC)	\$557,154
South Lake MS (Series 3A: MOD)	\$4,580,985
Oak Creek ES (Series AFAP: NC)	\$228,102
Total State Funds Received	\$52,116,825



OFFICE OF PUBLIC SCHOOL CONSTRUCTION: STATE GRANTS

Step 1a: “Acknowledged” List

When no State Funding is available

- Project applications submitted beyond the Proposition 51 Bond Authority
- Subject to IUSD Board Resolution acknowledging exhaustion of funds
- Waiting for future State Bond (potentially in 2024)

Step 1b: “Workload” List

When State Funding is available

- Project applications submitted to OPSC, waiting for staff review
- Anticipate funding under Prop. 51 and General Fund Allocation

STEP 1a: ACKNOWLEDGED LIST - Measure E Only

Site Name	Estimated Funding
Total State Funding Acknowledged	\$0

STEP 1b: OPSC WORKLOAD LIST - Measure E Only

Site Name	Anticipated Funding
Greentree ES (Series 3: NC)*	\$794,381
Santiago Hills ES (Series 3: NC)*	\$876,324
Irvine HS (Series 3: NC)*	\$2,154,995
Total State Funding Anticipated	\$3,825,700

*Subject to New Construction Eligibility



OFFICE OF PUBLIC SCHOOL CONSTRUCTION: STATE GRANTS

Step 2: “Unfunded (Lack of AB 55)” List

- Project applications have been fully reviewed by OPSC staff
- Subject to bi-annual Priority Funding Letter
- Projects funded with General Fund Allocation not subject to Unfunded List or Priority Funding Letter

Step 3: “Apportioned” List

- Project applications that were previously on the Unfunded (Lack of AB 55) list
- Submitted bi-annual Priority Funding Letter
- Shovel-Ready within 90 days of moving to Apportioned list
- Ready for fund Release request funding under Proposition 51 and General Fund

STEP 2: OPSC UNFUNDED LIST – Measure E Only

Site Name	Amount Approved
Total State Funded Applications	\$0

STEP 3: APPORTIONED LIST – Measure E Only

Site Name	Amount Approved
Total State Funded Applications	\$0





MEASURE E

PROGRAM SCHEDULE



Stone Creek Elementary School
New Innovation Lab

MEASURE E

PROGRAM SCHEDULE

2026

2027

2028

University HS – New Performing Arts Center
Increment #1 (Athletic Fields)

Procure

Construction

Increment #2 (New Performing Arts Center – Design and DSA Approval)

Design/DSA Approval

Lakeside MS – New Music Classroom/Renovated Multipurpose Room/Nutrition Services Expansion

Construction

Northwood HS – New Practice Gym

Construction

College Park ES – Nutrition Services Expansion

Construction

Sierra Vista MS – New Music Classroom/Nutrition Service Expansion

Bid

Procurement (construct after new MPR is complete)

Construction

SERIES 4 Projects*

*SERIES 4 Venado MS – Improvements (scope to be determined)





MEASURE E

PROJECT UPDATES



Bonita Canyon Elementary School
New Multipurpose Building

COLLEGE PARK ES (Nutrition Services Expansion)

4



Nutrition Service renovation/expansion – Rendering

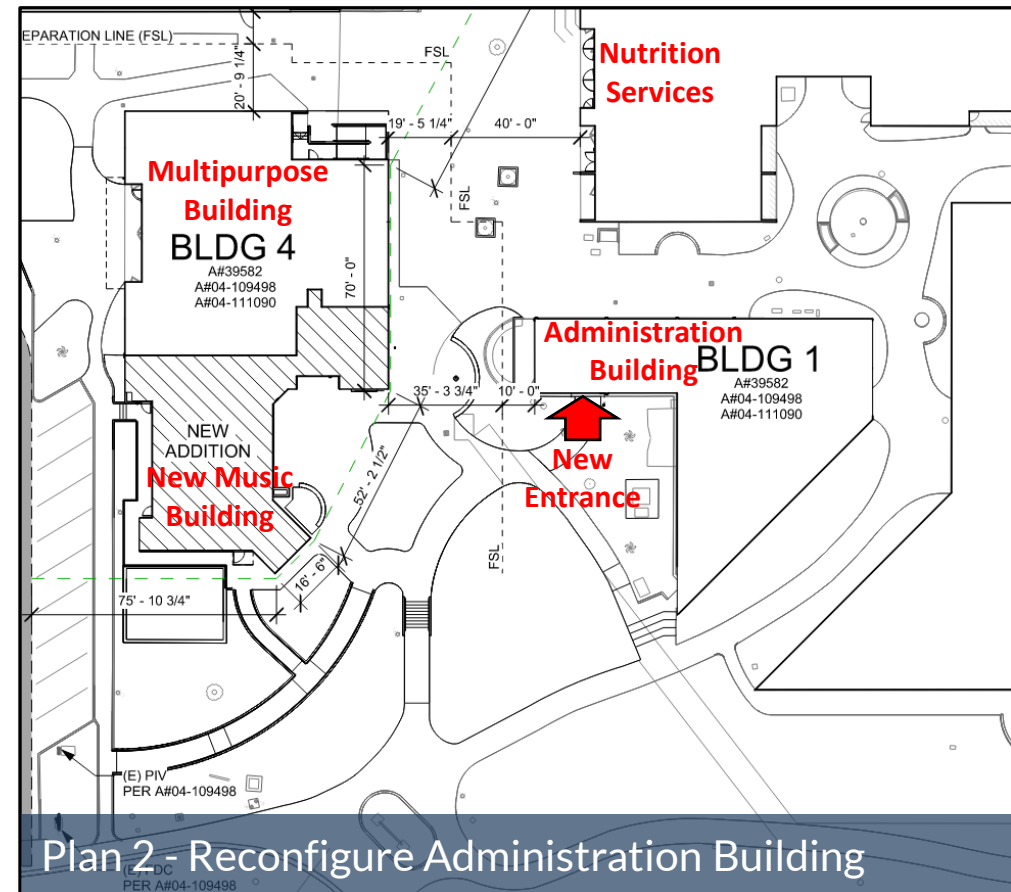


Nutrition Service renovation/expansion – Rendering

Measure E
Series 4 Project



LAKESIDE MS (Bid Alternate: Reconfigure Administration Building)



Measure E Series 4 Project

BACKGROUND The current entrance into the Administration Building is located in the center of campus (Plan 1). With the new Music Building, additional student circulation will occur in the front of campus (Plan 2). Facilities staff, site administration, and the architect developed a design that creates a new entrance facing the front of campus (Plan 2). The reconfiguration of the Administration Building was included as an additive Bid Alternate, meaning, if the bids received were within the budget, then the District would have an opportunity to accept the additive Bid Alternate. Bids were received on November 6, 2025 and were within the budget. Bid Alternate was approved at the December 9, 2025 Board of Education Meeting.



New Music Classroom – Conceptual Rendering

Measure E
Series 4 Project



MPR Improvements – Conceptual Rendering



LAKE SIDE MS (New Music Classroom/MPR Improvements)



New Music Classroom – Rendering



New Music Classroom – Site Demolition

Measure E
Series 4 Project



LAKESIDE MS (Nutrition Services Expansion)



Nutrition Services – Demolition of Speedline Area



Nutrition Services – Demolition of Speedline Area

Measure E
Series 4 Project



NORTHWOOD HS (New Practice Gym)



Gym Expansion – Exterior Rendering

Measure E
Series 4 Project



Gym Expansion – Interior Rendering



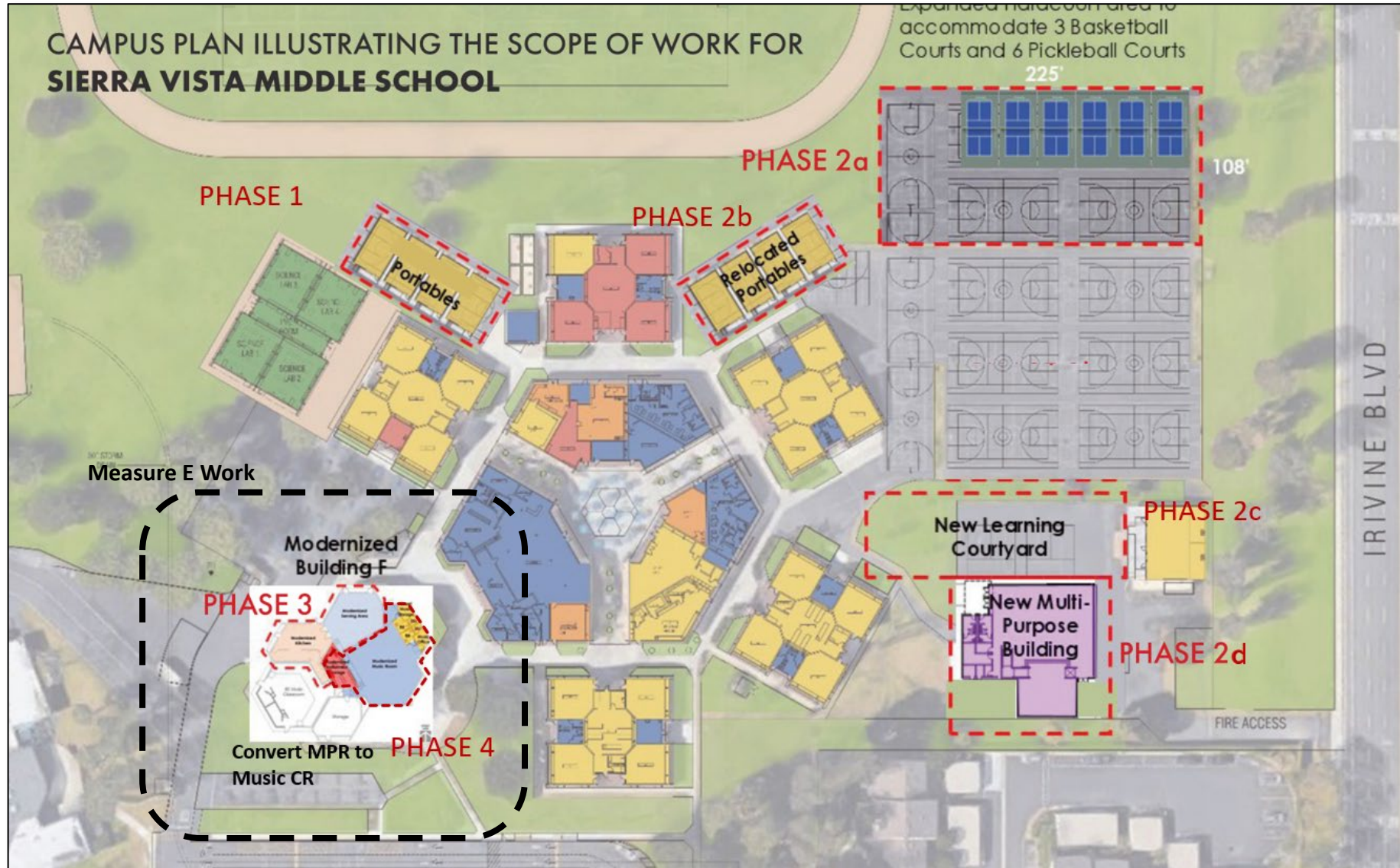
SIERRA VISTA MS (Music Classroom/Nutrition Services)

Existing MPR will be converted to a music classroom and expanded Nutrition Services area (Phase 3 and Phase 4).

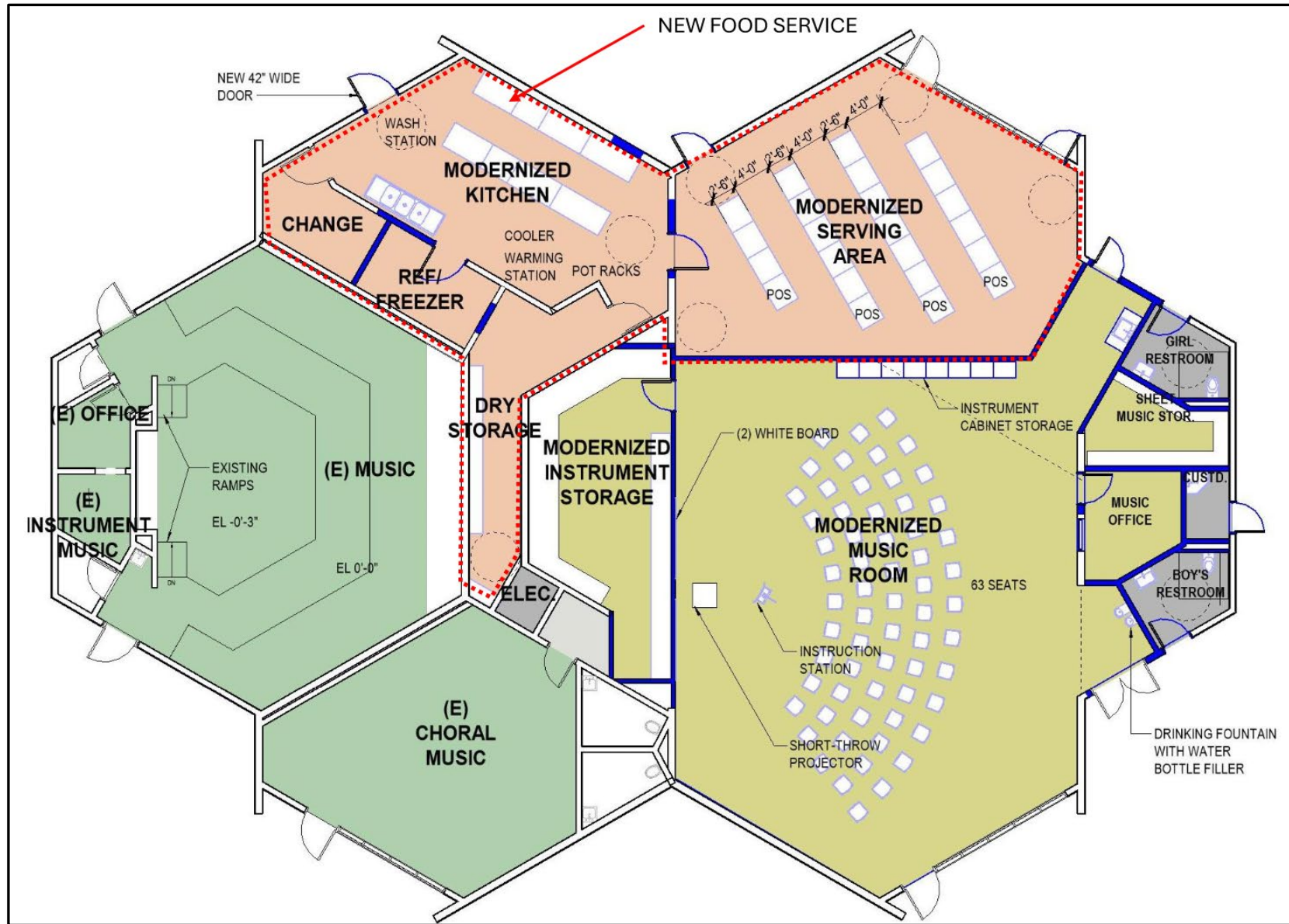
Series 4 includes the design phase and DSA approval.

Improvements within Building F will be part of the Series 5 projects.

**Measure E
Series 4/5 Project**



SIERRA VISTA MS (Music Classroom/Nutrition Services)



**Measure E
Series 4/5 Project**



SIERRA VISTA MS (Music Classroom/Nutrition Services)

4



Converted Multipurpose Room to a Music Classroom

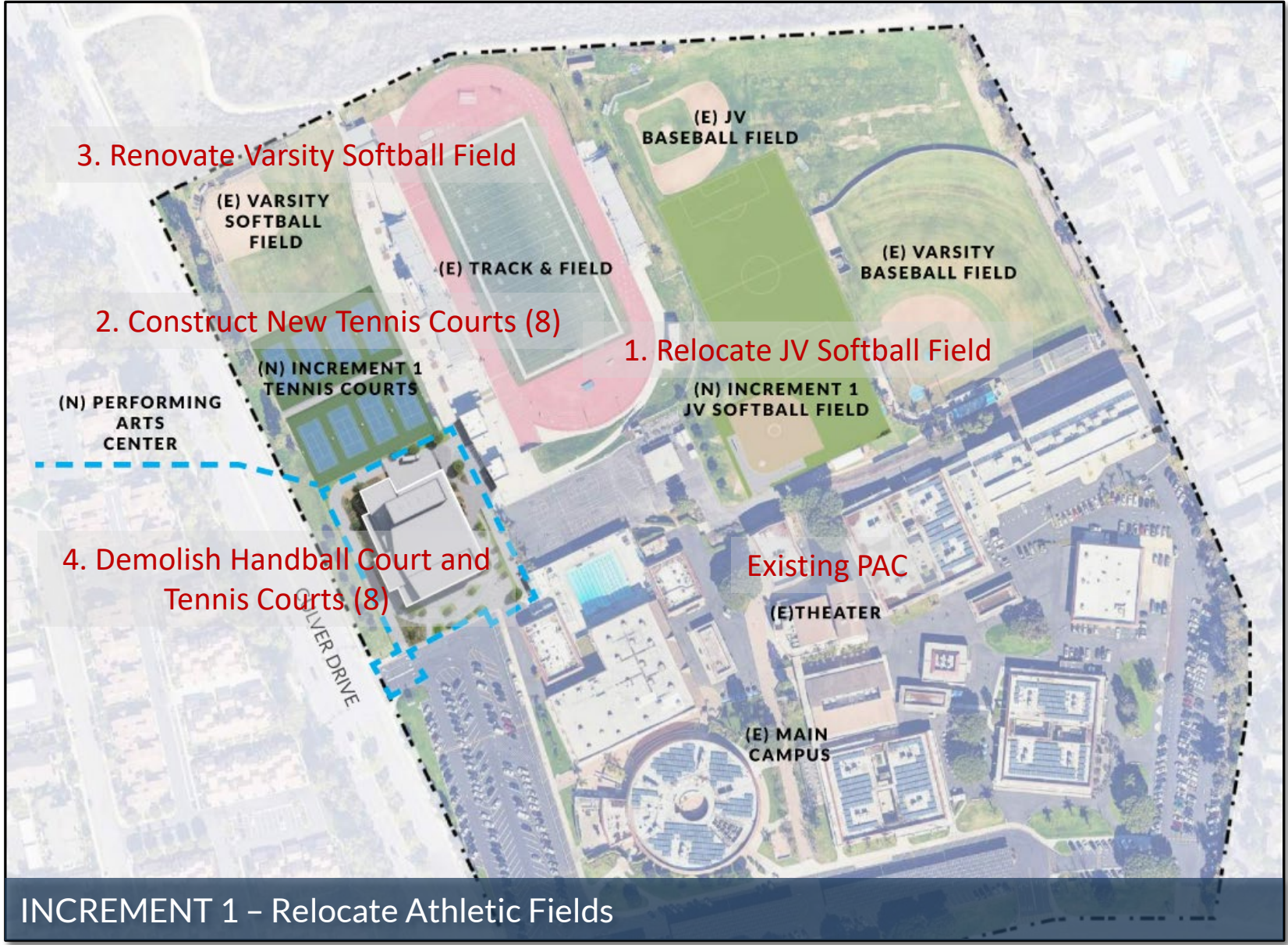


Converted Multipurpose Room to Speed lines

**Measure E
Series 4 Project**



UNIVERSITY HIGH SCHOOL (New Performing Arts Center)



Measure E
Series 4 Project



UNIVERSITY HIGH SCHOOL (New Performing Arts Center)

4

5



INCREMENT 2 - View from Culver Blvd. and Parking Lot



INCREMENT 2 - View from Culver Blvd.

Measure E
Series 4/5 Project



UNIVERSITY HIGH SCHOOL (New Performing Arts Center)

4

5




Measure E
Series 4/5 Project





View from Lobby - Outside of Main Theater



View from Lobby - Outside of Black Box

Measure E Series 4/5 Project



UNIVERSITY HIGH SCHOOL (New Performing Arts Center)

4

5



View from Stage



View from Control Booth / Sound Porch

Measure E
Series 4/5 Project



- Venado MS (Multipurpose Room Improvements)
 - Programming Phase – potential area of improvement
 - Knight’s Plaza (multi-use area) – remove interior / exterior brick wall and replace with a window wall with a display case incorporated into the wall.

Measure E
Series 4 Project



QUESTIONS

NEXT MEETING

July 27, 2026 at 6:30pm

Location: To be determined

