



MEASURE E

Citizens Oversight Committee Quarterly Meeting

April 24, 2023

Board of Education

Paul Bokota
Lauren Brooks, President
Jeff Kim
Katie McEwen
Cyril Yu



AGENDA

Budget

State Funding

Schedule

Project Updates

- Series 2018B (Series 2)
- Series 2021C (Series 3)
- Augmented Funds to Accelerate Projects (AFAP)





BUDGET

PROGRAM BUDGET

MEASURE E

REVISED BOND SERIES

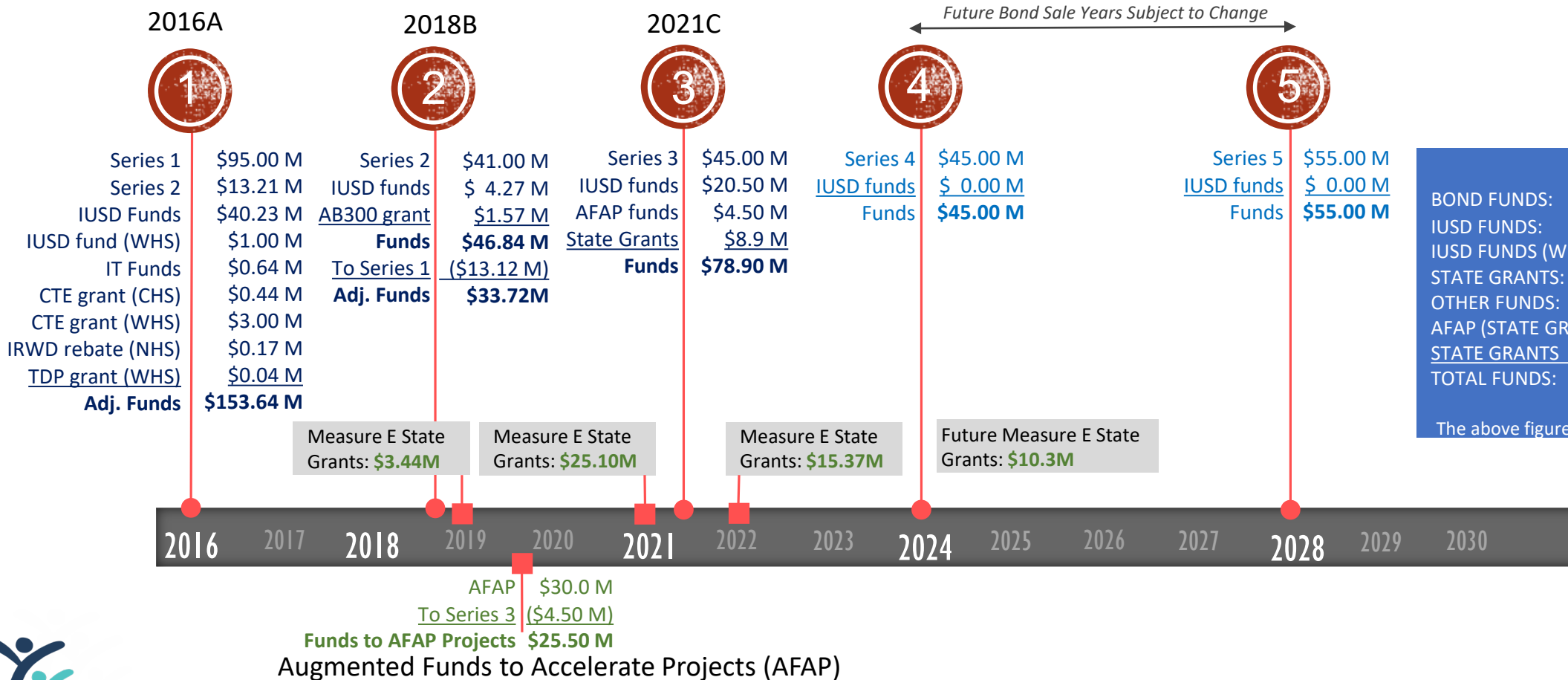
- Series 1 funds received October 26, 2016
- Series 2 funds received September 13, 2018
- Series 3 funds received April 7, 2021
- Series 4 preliminary discussions for an upcoming Bond sale

<u>ORIGINAL</u>		<u>ISSUED/PROPOSED</u>	
2016 (Series 1)	\$ 95.0M	2016 (Series 1)	\$ 95.0M
2021 (Series 2)	\$ 51.9M	2018 (Series 2)	\$ 41.0M
2025 (Series 3)	\$ 49.4M	2021 (Series 3)	\$ 45.0M
<u>2029 (Series 4)</u>	<u>\$ 54.5M</u>	2024 (Series 4)	\$ 45.0M
TOTAL	\$ 250.8M *	<u>2028 (Series 5)</u>	<u>\$ 55.0M</u>
		TOTAL	\$281.0M*

*Maximum Bond Capacity is \$319.0M

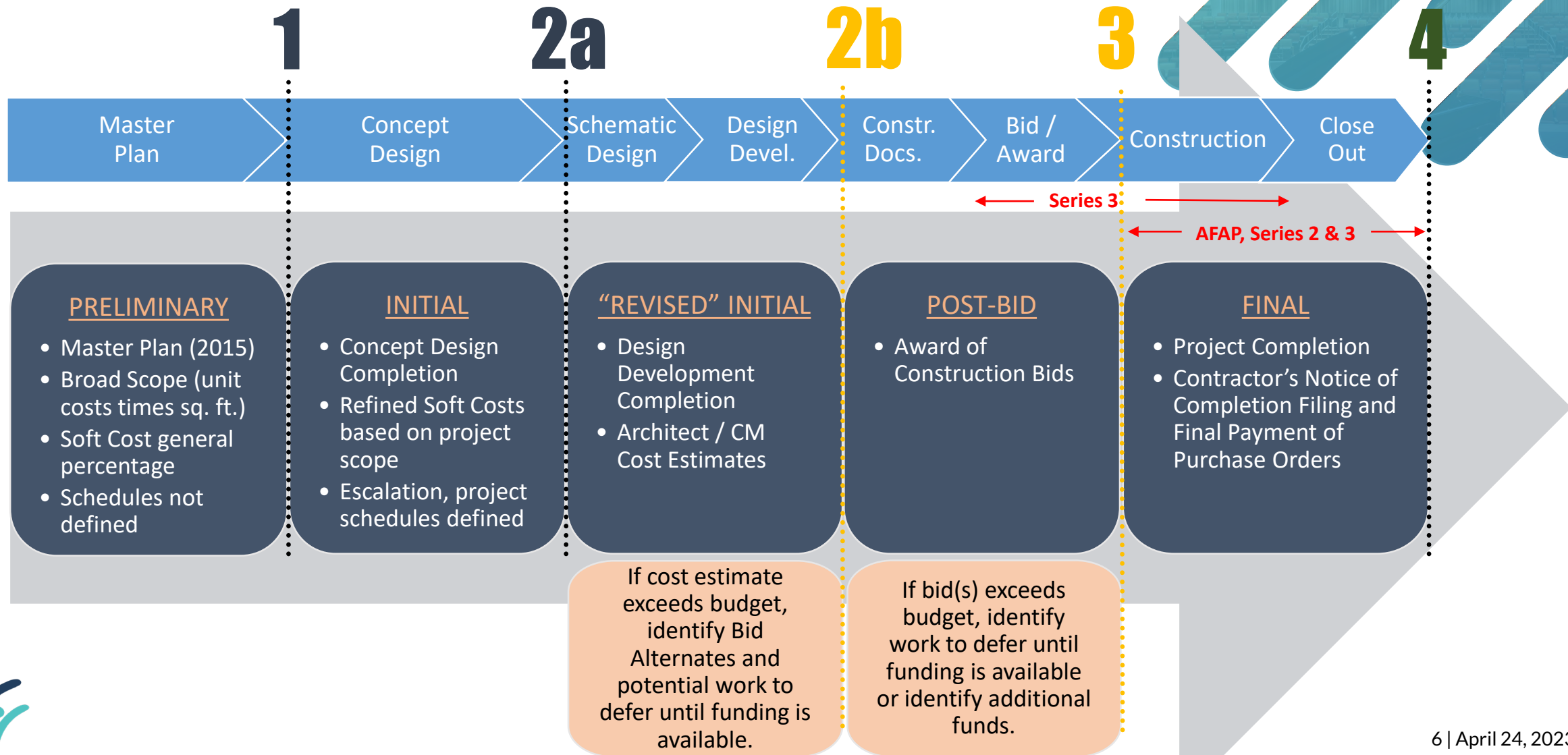


MEASURE E FUNDING TIMELINE



MEASURE E

BUDGET VERSIONS



MEASURE E

BUDGET SUMMARY

Series	Bond Sale Year	Funds Available								Total Funds Authorized	Project Expenditures or Budgeted	Funds Available / (Deficit)	CUMULATIVE TOTALS
		[A]	[B]	[C]	[D]	[E]	[F]	[G]	[H]	[I]	[J]	[K]	[L]
		Bonds	District			State Grants Received (Fund 35)	Other Grants / Rebates	Other Funds	Committed Funds to AFAP (Fund 35)	[Sum of A thru H]	[I-J]		
Fund 01 (CFD 86-1)	Fund 25		Fund 40										
Series 1	2016	\$ 108,115,495	\$ 23,000,000	\$ 12,231,276	\$ 6,000,000	\$ 3,439,400	\$ 219,031	\$ 643,875	\$ -	\$ 153,649,077	\$ 151,523,846	\$ 2,125,231	\$ 2,125,231
Series 2	2018	\$ 27,884,505	\$ -	\$ 1,268,724	\$ 3,000,000	\$ 1,565,006	\$ -	\$ -	\$ -	\$ 33,718,235	\$ 32,290,186	\$ 1,428,049	\$ 3,553,280
Series 3	2021	\$ 45,000,000	\$ 16,400,000	\$ -	\$ 4,100,000	\$ -	\$ -	\$ -	\$ 13,396,560	\$ 78,896,560	\$ 77,864,691	\$ 1,031,869	\$ 4,585,149
Series 4	2024	\$ 45,000,000	\$ -	\$ -	\$ -	\$ -	\$ -	\$ -	\$ -	\$ 45,000,000	\$ 38,600,000	\$ 6,400,000	\$ 10,985,149
Series 5	2028	\$ 55,000,000	\$ -	\$ -	\$ -	\$ -	\$ -	\$ -	\$ -	\$ 55,000,000	\$ 31,200,000	\$ 23,800,000	\$ 34,785,149
SUBTOTALS		\$ 281,000,000	\$ 39,400,000	\$ 13,500,000	\$ 13,100,000	\$ 5,004,406	\$ 219,031	\$ 643,875	\$ 13,396,560	\$ 366,263,872	\$ 331,478,723	\$ 34,785,149	
AFAP	2019	\$ -	\$ -	\$ -	\$ -	\$ -	\$ -	\$ -	\$ 25,500,000	\$ 25,500,000	\$ 25,500,000	\$ -	
TOTALS		\$ 281,000,000	\$ 39,400,000	\$ 13,500,000	\$ 13,100,000	\$ 5,004,406	\$ 219,031	\$ 643,875	\$ 38,896,560	\$ 391,763,872	\$ 356,978,723	\$ 34,785,149	



MEASURE E

POST-BID BUDGET vs FINAL BUDGET

Completed Projects		Post-Bid Budget	Final Budget	Post-Bid & Final Budget Variance
1	Bonita Canyon ES - Enclose Classrooms	\$ 912,184	\$ 868,451	\$ 43,733
2	College Park ES - Enclose Classrooms	\$ 3,424,255	\$ 3,248,271	\$ 175,984
3	Creekside HS - Expansion	\$ 5,032,263	\$ 4,843,117	\$ 189,146
4	Culverdale ES - Enclose Classrooms	\$ 1,633,772	\$ 1,601,117	\$ 32,655
5	Eastshore ES - Expansion	\$ 6,132,736	\$ 6,080,570	\$ 52,166
6	Greentree ES - Enclose Classrooms	\$ 2,042,302	\$ 1,913,892	\$ 128,410
7	Irvine HS - Modernization	\$ 7,143,636	\$ 6,922,265	\$ 221,371
8	Lakeside MS - Science Labs	\$ 2,972,572	\$ 2,892,181	\$ 80,391
9	Northwood HS - Field Improvements	\$ 3,815,212	\$ 3,692,908	\$ 122,304
10	Rancho San Joaquin MS - Science Labs	\$ 5,680,277	\$ 5,289,332	\$ 390,945
11	Santiago Hills ES - Enclose Classrooms	\$ 1,498,668	\$ 1,427,186	\$ 71,482
12	Sierra Vista MS - Science Lab	\$ 4,871,155	\$ 4,588,557	\$ 282,598
13	South Lake MS - Science Labs	\$ 3,759,011	\$ 3,557,805	\$ 201,206

14	Stone Creek ES - Enclose Classrooms/Expansion	\$ 4,423,481	\$ 4,295,488	\$ 127,993
15	University HS - Modernization	\$ 5,002,422	\$ 4,628,058	\$ 374,364
16	Venado MS - Science Labs	\$ 5,318,603	\$ 5,184,530	\$ 134,073
17	Westwood Basics Interim	\$ 509,966	\$ 411,938	\$ 98,028
18	Westpark ES - Modernization	\$ 10,519,152	\$ 10,634,410	\$ (115,258)
19	Brywood ES - Modernization	\$ 10,678,948	\$ 11,306,486	\$ (627,538)
20	Brywood ES - Music Classroom	\$ 3,073,480	\$ 2,919,341	\$ 154,139
21	Meadow Park ES - Modernization	\$ 13,056,650	\$ 13,043,246	\$ 13,404
22	Meadow Park ES - Music Classroom	\$ 3,122,369	\$ 2,984,289	\$ 138,080
23	Springbrook ES - Modernization	\$ 12,105,298	\$ 11,965,170	\$ 140,128
24	Springbrook ES - Music Classroom	\$ 3,561,804	\$ 3,318,008	\$ 243,796
25	Woodbridge HS - Field Improvements	\$ 2,974,100	\$ 3,163,725	\$ (189,625)
26	Woodbridge HS - Performing Arts Center	\$ 27,120,257	\$ 28,881,980	\$ (1,761,723)
27	El Camino School - Interim Campus	\$ 1,807,102	\$ 1,260,683	\$ 546,419
TOTALS		\$152,191,674	\$150,923,004	\$ 1,268,670

Percentage below Post-Bid Budget 0.83%





BUDGET

CHANGE ORDERS



MEASURE E

CHANGE ORDERS (SUMMARY)

“A ‘change order’ refers to an official change of any kind in the original scope of work or terms of a construction contract agreed to by the owner, contractor, and project designer.” Associated General Contractors of America

Measure E construction change orders are often the result of (1) District changes, (2) Design revisions, (3) Unforeseen conditions, and (4) Building code clarifications.

Final Change Order Percentages (All Series)					
School		Original Contract	Final Contract	Change Orders	Change Order %
1	Series 1 (complete)	\$ 113,606,920	\$ 113,852,871	\$ 245,951	0.22%
2	Series 2 (in progress)	\$ 9,346,452	\$ 9,117,793	\$ (228,659)	-2.45%
TOTALS		\$ 122,953,372	\$ 122,970,664	\$ 17,292	0.01%



MEASURE E

FINAL CHANGE ORDERS (SERIES 1)

Final Change Order Percentages (Series 1)

School	Original Contract	Final Contract	Change Orders	Change Order %	School	Original Contract	Final Contract	Change Orders	Change Order %
1 Bonita Canyon ES	\$ 687,833	\$ 661,920	\$ (25,913)	-3.77%	14 Westpark ES	\$ 7,535,025	\$ 7,612,852	\$ 77,827	1.03%
2 College Park ES	\$ 1,947,472	\$ 1,997,707	\$ 50,235	2.58%	15 Brywood ES - Mod	\$ 8,022,047	\$ 8,634,679	\$ 612,632	7.64%
3 Culverdale ES	\$ 1,004,045	\$ 1,020,602	\$ 16,557	1.65%	16 Brywood ES - Music	\$ 2,842,214	\$ 2,773,341	\$ (68,873)	-2.42%
4 Greentree ES	\$ 1,263,711	\$ 1,240,335	\$ (23,376)	-1.85%	17 Meadow Park ES - Mod	\$ 9,640,387	\$ 9,856,858	\$ 216,471	2.25%
5 Santiago Hills ES	\$ 1,053,407	\$ 1,050,915	\$ (2,492)	-0.24%	18 Meadow Park ES - Music	\$ 2,889,679	\$ 2,838,289	\$ (51,390)	-1.78%
6 Stone Creek ES	\$ 3,155,560	\$ 3,113,229	\$ (42,331)	-1.34%	19 Eastshore ES	\$ 4,522,529	\$ 4,597,990	\$ 75,461	1.67%
7 Northwood HS	\$ 2,946,419	\$ 3,055,203	\$ 108,784	3.69%	20 Venado MS	\$ 3,798,615	\$ 3,813,274	\$ 14,659	0.39%
8 Irvine HS	\$ 4,704,255	\$ 4,843,227	\$ 138,972	2.95%	21 Creekside HS	\$ 3,681,144	\$ 3,598,072	\$ (83,072)	-2.26%
9 University HS	\$ 3,533,004	\$ 3,519,126	\$ (13,878)	-0.39%	22 Springbrook ES- Mod	\$ 8,110,543	\$ 8,413,410	\$ 302,867	3.73%
10 Sierra Vista MS	\$ 3,643,560	\$ 3,526,896	\$ (116,664)	-3.20%	23 Springbrook ES- Music	\$ 3,387,188	\$ 3,245,008	\$ (142,180)	-4.20%
11 South Lake MS	\$ 2,753,376	\$ 2,688,937	\$ (64,439)	-2.34%	24 Woodbridge HS-Field Imp	\$ 2,568,204	\$ 2,651,706	\$ 83,502	3.25%
12 Lakeside MS	\$ 2,279,702	\$ 2,214,866	\$ (64,836)	-2.84%	25 Woodbridge HS-PAC	\$ 23,435,033	\$ 22,782,163	\$ (652,870)	-2.79%
13 Rancho San Joaquin MS	\$ 4,201,968	\$ 4,102,266	\$ (99,702)	-2.37%	TOTALS	\$ 113,606,920	\$ 113,852,871	\$ 245,951	0.22%



MEASURE E

FINAL CHANGE ORDERS (SERIES 2)

Final Change Order Percentages (Series 2)					
School		Original Contract	Final Contract	Change Orders	Change Order %
1	Bonita Canyon ES	\$ 5,223,926	\$ 5,197,335	\$ (26,591)	-0.51%
2	Turtle Rock ES	\$ 4,122,526	\$ 3,920,458	\$ (202,068)	-4.90%
TOTALS		\$ 9,346,452	\$ 9,117,793	\$ (228,659)	-2.45%





BUDGET

UPDATE BY SERIES



MEASURE E

BUDGET ITERATIONS (SERIES 1)

Adjustment (10/26/2016)

Fund Source	Funding
Bond Series 1	\$ 95,000,000
IUSD Funds	\$ 29,600,000
IUSD Funds 1st Adj.	\$ 6,800,000
FUNDS	\$ 131,400,000

Adjustment (06/05/2018)

Fund Source	Funding
Bond Series 1	\$ 95,000,000
IUSD Funds	\$ 29,600,000
IUSD Funds 1st Adj.	\$ 6,800,000
IUSD Funds 2nd Adj.	\$ 5,100,000
IUSD IT Infrastructure	\$ 643,875
CTE Grant (CHS)	\$ 348,920
Bond Series 2	\$ 13,115,495
FUNDS	\$ 150,608,290

Current (04/24/2023)

Fund Source	Funding
Bond Series 1	\$ 95,000,000
IUSD Funds	\$ 28,331,276
IUSD Funds 1st Adj.	\$ 6,800,000
IUSD Funds 2nd Adj.	\$ 5,100,000
IUSD IT Infrastructure	\$ 643,875
CTE Grant (CHS)	\$ 439,400
Bond Series 2	\$ 13,115,495
IRWD Rebate (NHS)	\$ 174,591
Fund 40 to WHS Field	\$ 1,000,000
CTE Grant (WHS)	\$ 3,000,000
TDP Grant (WHS)	\$ 44,440
FUNDS	\$ 153,649,077



MEASURE E

BUDGET ITERATIONS (SERIES 2)

Initial Budget (01/19/2019)	
Fund Source	Funding
Bond Series 2	\$ 41,000,000
Bond Funds to Series 1	\$ (13,115,495)
IUSD Funds	\$ -
FUNDS	\$ 27,884,505

Adjustment (12/01/2020)	
Fund Source	Funding
Bond Series 2	\$ 41,000,000
Bond Funds to Series 1	\$ (13,115,495)
IUSD Funds	\$ 3,000,000
FUNDS	\$ 30,884,505

Current (04/2430/2023)	
Fund Source	Funding
Bond Series 2	\$ 41,000,000
Bond Funds to Series 1	\$ (13,115,495)
IUSD Funds	\$ 4,268,724
AB300 Grant (UPES)	\$ 1,565,006
FUNDS	\$ 33,718,235



MEASURE E

BUDGET ITERATIONS (SERIES 3)

Initial Budget (01/06/2021)		Adjustment (06/02/2021)		Current (04/24/2023)	
Fund Source	Funding	Fund Source	Funding	Fund Source	Funding
Bond Series 3	\$ 30,800,000	Bond Series 3	\$ 45,000,000	Bond Series 3	\$ 45,000,000
IUSD Funds	\$ 23,500,000	IUSD Funds	\$ 23,500,000	IUSD Funds	\$ 23,500,000
IUSD Funds to Series 2	\$ (3,000,000)	IUSD Funds to Series 2	\$ (3,000,000)	IUSD Funds to Series 2	\$ (3,000,000)
FUNDS	\$ 51,300,000	AFAP Made Available	\$ 4,500,000	AFAP Made Available	\$ 4,500,000
		FUNDS	\$ 70,000,000	State Grants	\$ 8,896,550
				FUNDS	\$ 78,896,550



MEASURE E

BUDGET ITERATIONS (AFAP)

Initial Budget (11/19/2019)	
Fund 35	\$ 30,000,000
FUNDS	\$ 30,000,000

Current Post-Bid Budget (04/24/2023)	
Fund 35	\$ 38,896,560
AFAP Projects	\$ (25,500,000)
Funds Available Series 3	\$ (4,500,000)
Add'l Funds Available Series 3	\$ (8,896,560)
FUNDS	\$ -





MEASURE E **STATE FUNDING**

OFFICE OF PUBLIC SCHOOL CONSTRUCTION: STATE GRANTS

State Grants Received

➤ State Grants Received from Proposition 51 Bond funds

STATE FUNDED PROJECTS (Prop. 51) – Measure E Only	
Site Name	Amount Received
Creekside High School (Series 1 CTEFP: Const. Tech.)	\$439,400
Woodbridge High School (Series 1 CTEFP: Perf. Arts)	\$3,000,000
College Park ES (Series 1: MOD)	\$527,914
Culverdale ES (Series 1: MOD)	\$784,679
Santiago Hills ES (Series 1: MOD)	\$625,105
Stone Creek ES (Series 1: MOD)	\$896,562
Stone Creek ES (Series 1: NC)	\$727,603
Irvine HS (Series 1: MOD)	\$4,256,129

The State grants funds are through the State School Facility Program currently under Proposition 51.

STATE FUNDED PROJECTS – Measure E Only (Cont'd.)	
Site Name	Amount Received
University HS (Series 1: MOD)	\$735,286
Creekside HS (Series 1: NC)	\$1,166,945
Sierra Vista MS (Series 1: NC)	\$1,671,605
South Lake MS (Series 1: NC)	\$919,005
Eastshore ES (Series 1: MOD)	\$757,980
Eastshore ES (Series 1: NC)	\$833,174
Venado MS (Series 1: NC)	\$2,249,063
Rancho San Joaquin MS (Series 1: MOD)	\$570,899
Rancho San Joaquin MS (Series 1: NC)	\$1,176,896
Springbrook ES (Series 1: MOD)	\$3,472,248
Westpark ES (Series 1: MOD)	\$3,729,015
Brywood ES (Series 1: MOD)	\$3,133,957
Woodbridge HS (Series 1: NC)	\$3,219,613
Springbrook ES (Series 1: NC)	\$1,211,516
Meadow Park ES (Series 1: NC)	\$1,358,675
Meadow Park ES (Series 1: MOD)	\$3,529,201
Brywood ES (Series 1: NC)	\$1,343,490
University Park ES (Series 2: MOD)	\$1,565,006
Total State Funds Received	\$43,900,966



OFFICE OF PUBLIC SCHOOL CONSTRUCTION: STATE GRANTS

Step 1a: “Acknowledged” List

When no State Funding is available

- Project applications submitted beyond the Proposition 51 Bond Authority
- Subject to IUSD Board Resolution acknowledging exhaustion of funds
- Waiting for future State Bond (potentially in 2024)

Step 1b: “Workload” List

When State Funding is available

- Project applications submitted to OPSC, waiting for staff review
- Anticipate funding under Prop. 51 and General Fund Allocation

STEP 1a: ACKNOWLEDGED LIST – Measure E Only

Site Name	Estimated Funding
Turtle Rock ES (Series 2: NC)	\$1,392,800
Northwood ES (Series 2: NC)	\$1,304,500
South Lake MS (Series 3A: NC)	\$447,200
South Lake MS (Series 3A: MOD)	\$5,557,000
Oak Creek ES (Series AFAP: NC)	\$469,100
Total State Funding Acknowledged	\$9,170,600

STEP 1b: OPSC WORKLOAD LIST – Measure E Only

Site Name	Anticipated Funding
Total State Funding Anticipated	\$0



OFFICE OF PUBLIC SCHOOL CONSTRUCTION: STATE GRANTS

Step 2: “Unfunded (Lack of AB 55)” List

- Project applications have been fully reviewed by OPSC staff
- Subject to bi-annual Priority Funding Letter
- Projects funded with General Fund Allocation not subject to Unfunded List or Priority Funding Letter

Step 3: “Apportioned” List

- Project applications that were previously on the Unfunded (Lack of AB 55) list
- Submitted bi-annual Priority Funding Letter
- Shovel-Ready within 90 days of moving to Apportioned list
- Ready for fund Release request funding under Proposition 51 and General Fund

STEP 2: OPSC UNFUNDED LIST – Measure E Only

Site Name	Amount Approved
Bonita Canyon ES (Series 1: MOD)*	\$334,500
Greentree ES (Series 1: MOD)*	\$373,800
Lakeside MS (Series 1: MOD)*	\$364,900
Total State Funded Applications	\$1,073,200

*Projects on Unfunded List are scheduled to move to Apportioned List at April 26, 2023 SAB Meeting.

STEP 3: APPORTIONED LIST – Measure E Only

Site Name	Amount Approved
Total State Funded Applications	\$0





MEASURE E

PROGRAM SCHEDULE

MEASURE E

PROGRAM SCHEDULE*

2023

2024

2025

Irvine HS - Increment No. 2 Building/Site Improvements (Series 3)

Construction

Summer 2024

Culverdale ES (Series 3)

Procure

Construction

Summer 2024

Greentree ES, and Santiago Hills ES (Series 3)

Rescoping

Bid

Construction

Winter2024/25

Woodbridge HS (Series 3)

Under review.





MEASURE E

PROJECT UPDATES

IRVINE HS (New Performing Arts Center)

3



Increment No. 1: Orchestra pit footings



Increment No. 1: Building footings

Measure E
Series 3 Project



IRVINE HS (New Performing Arts Center)

3



Street View (Walnut Avenue) of new Performing Arts Center




Performance courtyard of new Performing Arts Center

**Measure E
Series 3 Project**



IRVINE HS (New Performing Arts Center)

3



Interior of main lobby



Interior of house seating and stage

Measure E
Series 3 Project



CULVERDALE ES (Aerial Rendering)



**Measure E
Series 3 Project**

Aerial rendering of final site configuration



CULVERDALE ES (New MPR Building/Nutrition Services Exp.)



Exterior of new Multipurpose Building



Interior of new Multipurpose Building

Measure E
Series 3 Project



GREENTREE ES (Aerial Rendering)



**Measure E
Series 3 Project**



GREENTREE ES (New MPR Building/Nutrition Services Exp.)

3



Exterior of new Multipurpose Building



Interior of new Multipurpose Building

Measure E
Series 3 Project



GREENTREE ES (Innovation Lab)

3



Interior of new Innovation Lab



Interior of new Innovation Lab

Measure E
Series 3 Project



SANTIAGO HILLS ES (Aerial Rendering)



Measure E
Series 3 Project




SANTIAGO HILLS ES (New MPR Building/Nutrition Services Exp.)

3



Exterior of new Multipurpose Building



Interior of new Multipurpose Building

Measure E
Series 3 Project



SANTIAGO HILLS ES (Innovation Lab/Shade Structure)



Interior of new Innovation Lab



Proposed Nutrition Service canopy

**Measure E
Series 3 Project**



PROJECT UNDER REVIEW



- Building J and Building K (two-story buildings)
 - New heat pumps in classrooms and on roof (40)
 - New exhaust fans (11), new cooling tower (1), new boiler (1), and suction pumps (2)
 - New plumbing for units and equipment
 - New ductwork and ductwork replacement in select areas
 - Construction tentatively scheduled for summer 2024 and completed by start of 2024/2025 school year
 - Update HVAC system to current code - more energy efficient and improve classroom environment
- Phase 1 of Building J and Building K Modernization (HVAC only)
 - Phase 1 will focus on replacing HVAC system installed with original construction over 30 years ago
 - Phase 2 will focus on modernizing the interior of buildings in Series 5

Measure E
Series 3 Project



QUESTIONS

NEXT MEETING

July 31, 2023 at 6:30pm

Location: to be determined