

MEASURE E

Citizens Oversight Committee Quarterly Meeting

February 2, 2026

Board of Education

Lauren Brooks
Jeff Kim, President
Katie McEwen
Connie Stone
Cyril Yu



AGENDA

Budget

State Funding

Schedule

Project Updates

- 2021C Series 3
- 2023D Series 4

Brywood Elementary School





BUDGET

PROGRAM BUDGET

MEASURE E

REVISED BOND SERIES

- Series 1 funds received October 26, 2016
 - \$95.0 million issued
- Series 2 funds received September 13, 2018
 - \$41.0 million issued
- Series 3 funds received April 7, 2021
 - \$45.0 million issued
- Series 4 Bond received October 25, 2023
 - \$60.0 million issued
- *Series 5 Bond tentative 2028*
 - *\$65.0 million*

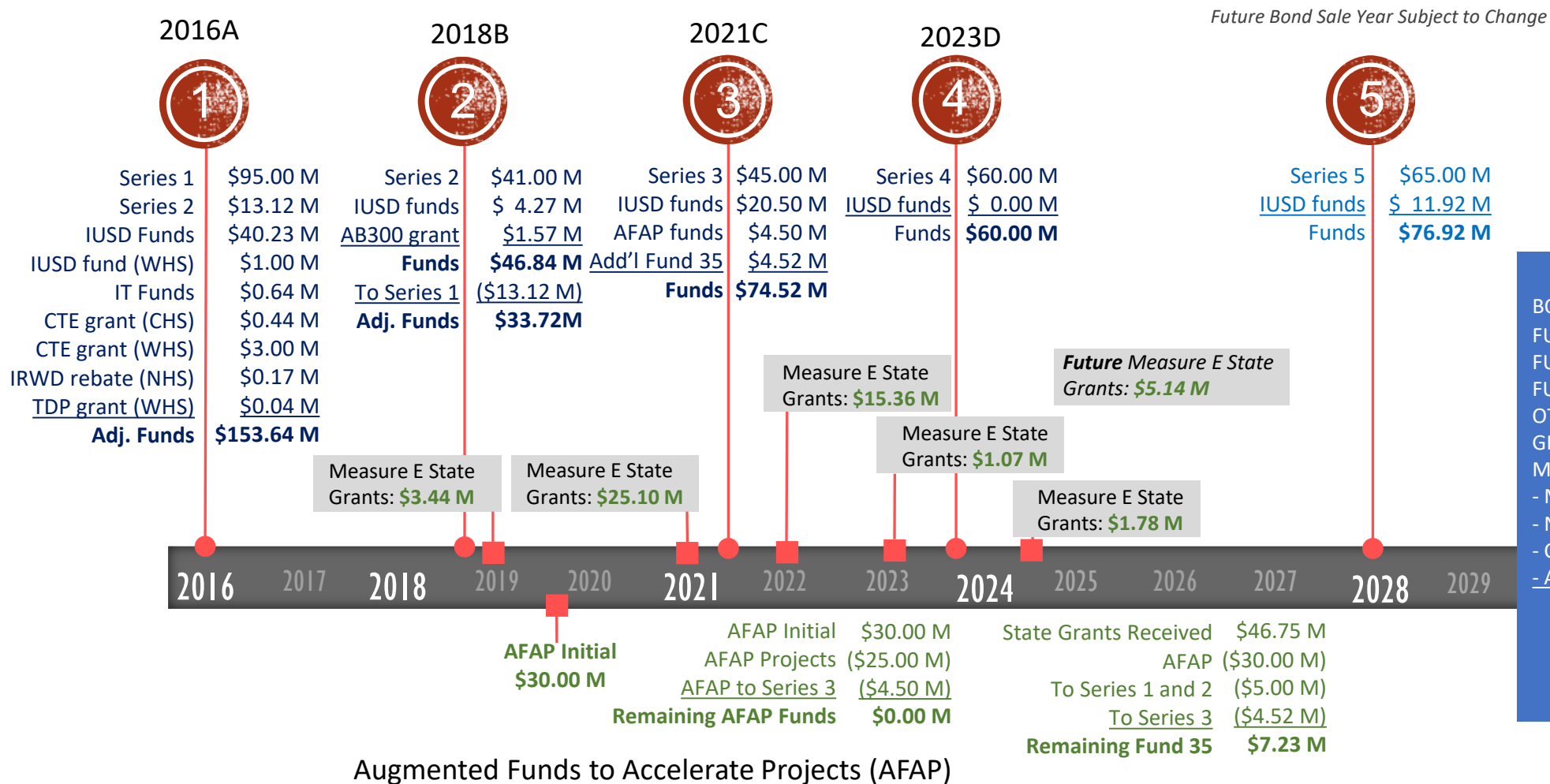
CURRENT ISSUANCE

2016 (Series 1)	\$ 95.0M
2018 (Series 2)	\$ 41.0M
2021 (Series 3)	\$ 45.0M
2023 (Series 4)	\$ 60.0M
<i>2028 (Series 5)</i>	<i>\$ 65.0M</i>
<i>TOTAL</i>	<i>\$306.0M*</i>

*Maximum Bond Capacity is \$319.0M



MEASURE E FUNDING TIMELINE

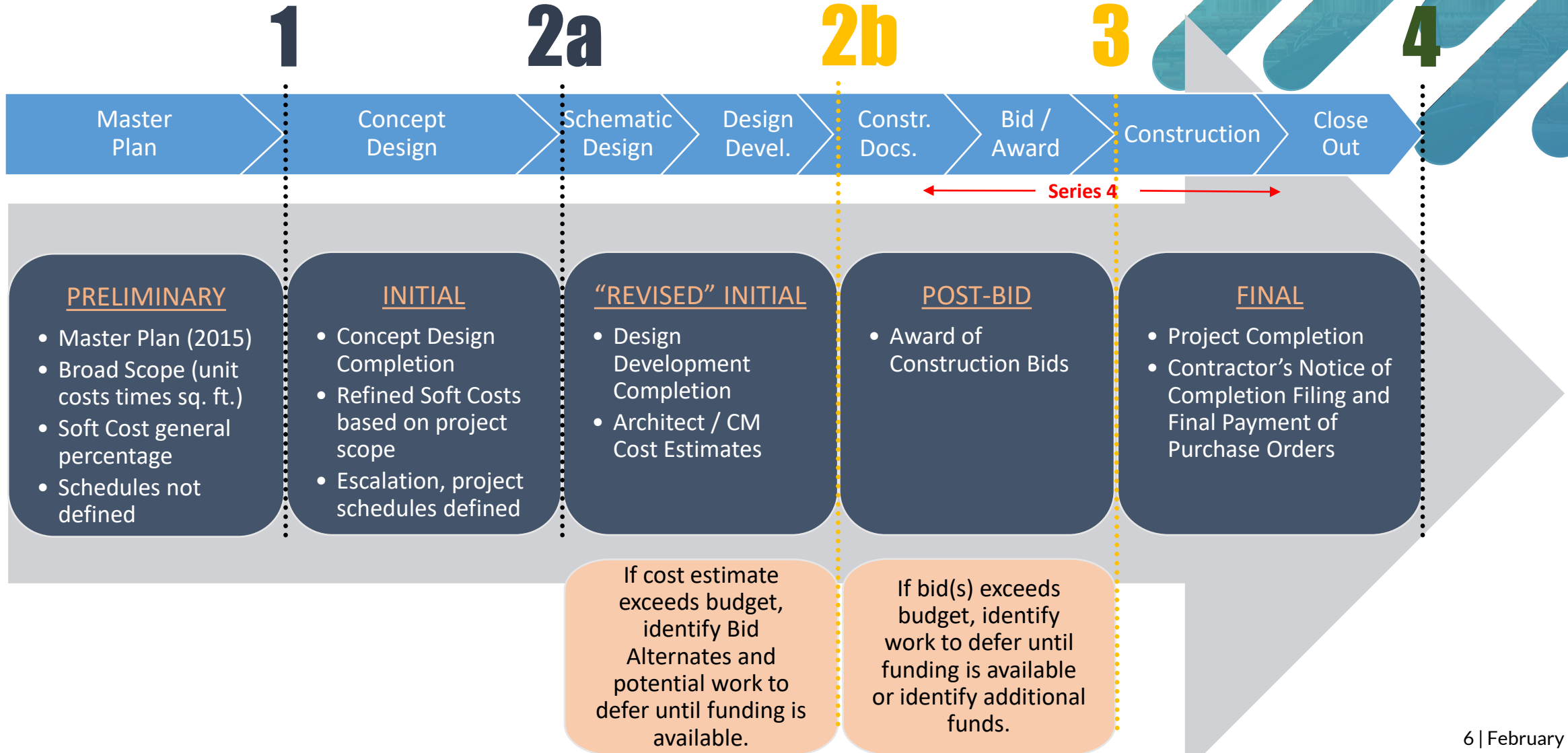


AVAILABLE FUNDS	
BOND FUNDS	\$ 306.0 M
FUND 01 (86-1)	\$ 39.4 M
FUND 25	\$ 13.5 M
FUND 40	\$ 13.1 M
OTHER IUSD FUNDS	\$ 12.5 M
GRANT/REBATES	\$ 0.2 M
MEASURE E STATE GRANTS	
- Modernization	\$ 28.7 M
- New Construction	\$ 18.2 M
- Career Tech Education	\$ 3.6 M
- AB300 Seismic	\$ 1.5 M
TOTAL FUNDS:	\$ 436.7 M

The above figures exclude future State grant for Measure E.

MEASURE E

BUDGET VERSIONS



MEASURE E

BUDGET SUMMARY

Year	Bond Series or Fund Sources	Funds Available									Funds Available Total	Project Costs	Surplus / Deficit by Year	Cumulative Totals
		[A]	[B]	[C]	[D]	[E]	[F]	[G]	[H]	[I]	[J]	[K]	[L]	[M]
		Bonds (Fund 21)	District			State Grants Received from CTE/AB300 Programs (Fund 35)	Other Grants / Rebates	Other Funds	State Grants Received from Measure E Building Program used for AFAP / Additional Funding (Fund 35)		Sum A thru I	Expenditures or Project Budget	[J-K]	
			Fund 01 (CFD 86-1)	Fund 25	Fund 40				AFAP	Additional Funds to Series 3 / Other				
2016	Series 1	\$ 108,115,495	\$ 23,000,000	\$ 12,231,276	\$ 6,000,000	\$ 3,439,400	\$ 219,031	\$ 643,875	\$ -	\$ -	\$ 153,649,077	\$ 151,692,230	\$ 1,956,847	\$ 1,956,847
2018	Series 2	\$ 27,884,505	\$ -	\$ 1,268,724	\$ 3,000,000	\$ 1,565,006	\$ -	\$ -	\$ -	\$ -	\$ 33,718,235	\$ 31,540,384	\$ 2,177,851	\$ 4,134,698
2021	Series 3	\$ 45,000,000	\$ 16,400,000	\$ -	\$ 4,100,000	\$ -	\$ -	\$ -	\$ -	\$ 9,021,669	\$ 74,521,669	\$ 86,556,644	\$ (12,034,975)	\$ (7,900,277)
2019	AFAP	\$ -	\$ -	\$ -	\$ -	\$ -	\$ -	\$ -	\$ 25,500,000	\$ -	\$ 25,500,000	\$ 21,345,682	\$ 4,154,318	\$ (3,745,959)
2023	State Grants (remaining available)	\$ -	\$ -	\$ -	\$ -	\$ -	\$ -	\$ -	\$ -	\$ 12,362,648	\$ 12,362,648	\$ -	\$ 12,362,648	\$ 8,616,689
2023	Series 4	\$ 60,000,000	\$ -	\$ -	\$ -	\$ -	\$ -	\$ -	\$ -	\$ -	\$ 60,000,000	\$ 49,500,000	\$ 10,500,000	\$ 19,116,689
2028	Series 5	\$ 65,000,000	\$ -	\$ -	\$ -	\$ -	\$ -	\$ 11,916,978	\$ -	\$ -	\$ 76,916,978	\$ 85,250,000	\$ (8,333,022)	\$ 10,783,667
TOTALS		\$ 306,000,000	\$ 39,400,000	\$ 13,500,000	\$ 13,100,000	\$ 5,004,406	\$ 219,031	\$ 12,560,853	\$ 25,500,000	\$ 21,384,317	\$ 436,668,607	\$ 425,884,940	\$ 10,783,667	\$ 10,783,667

MEASURE E

POST-BID BUDGET vs FINAL BUDGET

Completed Projects		Post-Bid Budget	Final Budget	Post-Bid & Final Budget Variance
1	Bonita Canyon ES - Enclose Classrooms	\$ 912,184	\$ 868,451	\$ 43,733
2	College Park ES - Enclose Classrooms	\$ 3,424,255	\$ 3,248,271	\$ 175,984
3	Creekside HS - Expansion	\$ 5,032,263	\$ 4,843,117	\$ 189,146
4	Culverdale ES - Enclose Classrooms	\$ 1,633,772	\$ 1,601,117	\$ 32,655
5	Eastshore ES - Expansion	\$ 6,132,736	\$ 6,080,570	\$ 52,166
6	Greentree ES - Enclose Classrooms	\$ 2,042,302	\$ 1,913,892	\$ 128,410
7	Irvine HS - Modernization	\$ 7,143,636	\$ 6,922,265	\$ 221,371
8	Lakeside MS - Science Labs	\$ 2,972,572	\$ 2,892,181	\$ 80,391
9	Northwood HS - Field Improvements	\$ 3,815,212	\$ 3,692,908	\$ 122,304
10	Rancho San Joaquin MS - Science Labs	\$ 5,680,277	\$ 5,289,332	\$ 390,945
11	Santiago Hills ES - Enclose Classrooms	\$ 1,498,668	\$ 1,427,186	\$ 71,482
12	Sierra Vista MS - Science Lab	\$ 4,871,155	\$ 4,588,557	\$ 282,598
13	South Lake MS - Science Labs	\$ 3,759,011	\$ 3,557,805	\$ 201,206

14	Stone Creek ES - Enclose Classrooms/Expansion	\$ 4,423,481	\$ 4,295,488	\$ 127,993
15	University HS - Modernization	\$ 5,002,422	\$ 4,628,058	\$ 374,364
16	Venado MS - Science Labs	\$ 5,318,603	\$ 5,184,530	\$ 134,073
17	Westwood Basics Interim	\$ 509,966	\$ 411,938	\$ 98,028
18	Westpark ES - Modernization	\$ 10,519,152	\$ 10,634,410	\$ (115,258)
19	Brywood ES - Modernization	\$ 10,678,948	\$ 11,306,486	\$ (627,538)
20	Brywood ES - Music Classroom	\$ 3,073,480	\$ 2,919,341	\$ 154,139
21	Meadow Park ES - Modernization	\$ 13,056,650	\$ 13,043,246	\$ 13,404
22	Meadow Park ES - Music Classroom	\$ 3,122,369	\$ 2,984,289	\$ 138,080
23	Springbrook ES - Modernization	\$ 12,105,298	\$ 11,965,170	\$ 140,128
24	Springbrook ES - Music Classroom	\$ 3,561,804	\$ 3,318,008	\$ 243,796
25	Woodbridge HS - Field Improvements	\$ 2,974,100	\$ 3,163,725	\$ (189,625)
26	Woodbridge HS - Performing Arts Center	\$ 27,120,257	\$ 28,881,980	\$ (1,761,723)
27	El Camino School - Interim Campus	\$ 1,807,102	\$ 1,260,683	\$ 546,419
TOTALS		\$152,191,674	\$150,923,004	\$ 1,268,670

Percentage below Post-Bid Budget 0.83%



A photograph of the Springbrook Elementary School building, featuring a tan-colored wall and a glass entrance. The image is partially obscured by a dark blue curved graphic element.

BUDGET

CHANGE ORDERS

MEASURE E

CHANGE ORDERS (SUMMARY)

“A ‘change order’ refers to an official change of any kind in the original scope of work or terms of a construction contract agreed to by the owner, contractor, and project designer.” Associated General Contractors of America

Measure E construction change orders are often the result of (1) District changes, (2) Design revisions, (3) Unforeseen conditions, and (4) Building code clarifications.

Final Change Order Percentages (All Series)					
School		Original Contract	Final Contract	Change Orders	Change Order %
1	Series 1 (complete)	\$ 113,606,920	\$ 113,852,871	\$ 245,951	0.22%
2	Series 2 (complete)	\$ 19,978,401	\$ 19,964,597	\$ (13,804)	-0.07%
3	Series 3 (complete)	\$ 69,022,338	\$ 70,976,728	\$ 1,954,390	2.83%
4	AFAP (complete)	\$ 13,267,744	\$ 13,369,594	\$ 101,850	0.77%
TOTALS		\$ 215,875,403	\$ 218,163,790	\$ 2,288,387	1.06%

MEASURE E

FINAL CHANGE ORDERS (SERIES 1)

Series 1: Final Change Order Percentages and Dates (part 1)								
	School	Original Contract	Final Contract	Change Orders	Change Order %	Start	Finish	Duration
1	Bonita Canyon ES	\$ 687,833	\$ 661,920	\$ (25,913)	-3.77%	Jun 2017	Aug 2017	3 Months
2	Brywood ES - Mod	\$ 8,022,047	\$ 8,634,679	\$ 612,632	7.64%	Oct 2018	Aug 2019	11 Months
3	Brywood ES - Music	\$ 2,842,214	\$ 2,773,341	\$ (68,873)	-2.42%	Oct 2018	Aug 2019	11 Months
4	College Park ES	\$ 1,947,472	\$ 1,997,707	\$ 50,235	2.58%	Jun 2017	Aug 2018	1 Yr/3 Mos
5	Creekside HS	\$ 3,681,144	\$ 3,598,072	\$ (83,072)	-2.26%	Jun 2018	Aug 2019	1 Yr/3 Mos
6	Culverdale ES	\$ 1,004,045	\$ 1,020,602	\$ 16,557	1.65%	Jun 2017	Aug 2017	3 Months
7	Eastshore ES	\$ 4,522,529	\$ 4,597,990	\$ 75,461	1.67%	Jun 2018	Aug 2019	1 Yr/3 Mos
8	Greentree ES	\$ 1,263,711	\$ 1,240,335	\$ (23,376)	-1.85%	Jun 2017	Aug 2017	3 Months
9	Irvine HS	\$ 4,704,255	\$ 4,843,227	\$ 138,972	2.95%	Feb 2018	Dec 2018	11 Months
10	Lakeside MS	\$ 2,279,702	\$ 2,214,866	\$ (64,836)	-2.84%	Jun 2018	Aug 2018	3 Months
11	Meadow Park ES - Mod	\$ 9,640,387	\$ 9,856,858	\$ 216,471	2.25%	Oct 2018	Aug 2019	11 Months
12	Meadow Park ES - Music	\$ 2,889,679	\$ 2,838,289	\$ (51,390)	-1.78%	Oct 2018	Aug 2019	11 Month
13	Northwood HS	\$ 2,946,419	\$ 3,055,203	\$ 108,784	3.69%	Mar 2018	Sep 2018	7 Months



MEASURE E

FINAL CHANGE ORDERS (SERIES 1)

Series 1: Final Change Order Percentages and Dates (part 2)								
	School	Original Contract	Final Contract	Change Orders	Change Order %	Start	Finish	Duration
14	Rancho San Joaquin MS	\$ 4,201,968	\$ 4,102,266	\$ (99,702)	-2.37%	Jun 2018	Jun 2019	11 Months
15	Santiago Hills ES	\$ 1,053,407	\$ 1,050,915	\$ (2,492)	-0.24%	Jun 2017	Aug 2017	3 Months
16	Sierra Vista MS	\$ 3,643,560	\$ 3,526,896	\$ (116,664)	-3.20%	Jun 2018	May 2019	1 Year
17	Springbrook ES - Mod	\$ 8,110,543	\$ 8,413,410	\$ 302,867	3.73%	Oct 2018	Aug 2019	11 Months
18	Springbrook ES - Music	\$ 3,387,188	\$ 3,245,008	\$ (142,180)	-4.20%	Oct 2018	Aug 2019	11 Month
19	Stone Creek ES	\$ 3,155,560	\$ 3,113,229	\$ (42,331)	-1.34%	Jun 2017	Aug 2018	1 Yr/3 Mos
20	South Lake MS	\$ 2,753,376	\$ 2,688,937	\$ (64,439)	-2.34%	Jun 2018	May 2019	1 Year
21	University HS	\$ 3,533,004	\$ 3,519,126	\$ (13,878)	-0.39%	Feb 2018	Dec 2018	11 Months
22	Venado MS	\$ 3,798,615	\$ 3,813,274	\$ 14,659	0.39%	Jun 2018	Aug 2019	1 Yr/3 Mos
23	Westpark ES	\$ 7,535,025	\$ 7,612,852	\$ 77,827	1.03%	Jun 2018	Aug 2019	1 Yr/3 Mos
24	Woodbridge HS - Field Imp	\$ 2,568,204	\$ 2,651,706	\$ 83,502	3.25%	Oct 2019	May 2020	8 Months
25	Woodbridge HS - PAC	\$ 23,435,033	\$ 22,782,163	\$ (652,870)	-2.79%	Feb 2019	Aug 2020	1 Yr / 7 Mos
TOTALS		\$ 113,606,920	\$ 113,852,871	\$ 245,951	0.22%			



MEASURE E

FINAL CHANGE ORDERS (SERIES 2)

Series 2: Final Change Order Percentages and Dates

School		Original Contract	Final Contract	Change Orders	Change Order %	Start	Finish	Duration
1	Bonita Canyon ES	\$ 5,223,926	\$ 5,197,335	\$ (26,591)	-0.51%	Jun 2020	Aug 2021	1 Yr/3 Mos
2	Northwood ES	\$ 5,436,042	\$ 5,426,486	\$ (9,556)	-0.18%	Dec 2020	Aug 2022	1 Yr/9 Mos
3	Turtle Rock ES	\$ 4,122,526	\$ 3,920,458	\$ (202,068)	-4.90%	Jun 2020	Aug 2021	1 Yr/3 Mos
4	University Park ES	\$ 5,195,907	\$ 5,420,318	\$ 224,411	4.32%	Dec 2020	Aug 2022	1 Yr/9 Mos
TOTALS		\$ 19,978,401	\$ 19,964,597	\$ (13,804)	-0.07%			



MEASURE E

FINAL CHANGE ORDERS (SERIES 3)

Series 3: Final Change Order Percentages and Dates								
School		Original Contract	Final Contract	Change Orders	Change Order %	Start	Finish	Duration
1	South Lake MS - Mod	\$ 5,367,388	\$ 5,731,002	\$ 363,614	6.77%	Jun 2021	Nov 2022	1 Yrs/6 Mos
2	South Lake MS - Music	\$ 2,300,392	\$ 2,237,613	\$ (62,779)	-2.73%	Jun 2021	Nov 2022	1 Yrs/6 Mos
3	Culverdale ES- MPR/Nutr.	\$ 10,465,926	\$ 10,963,291	\$ 497,365	4.75%	Jun 2023	Apr 2024	11 Months
4	Greentree ES - MPR	\$ 7,415,008	\$ 7,764,733	\$ 349,725	4.72%	Oct 2023	Aug 2024	11 Months
5	Greentree ES - Interior	\$ 2,059,325	\$ 2,164,227	\$ 104,902	5.09%	Jun 2024	Aug 2024	3 Months
6	Santiago Hills ES - MPR	\$ 7,470,690	\$ 7,709,220	\$ 238,530	3.19%	Oct 2023	Aug 2024	11 Months
7	Santiago Hills ES - Interior	\$ 1,691,344	\$ 1,648,460	\$ (42,884)	-2.54%	Jun 2024	Aug 2024	3 Months
8	Irvine HS - PAC	\$ 32,252,265	\$ 32,758,182	\$ 505,917	1.57%	Jun 2022	Nov 2024	2 Yrs/6 Mos
TOTALS		\$ 69,022,338	\$ 70,976,728	\$ 1,954,390	2.83%			

MEASURE E

FINAL CHANGE ORDERS (AFAP)

AFAP: Final Change Order Percentages and Dates								
School		Original Contract	Final Contract	Change Orders	Change Order %	Start	Finish	Duration
1	Canyon View ES	\$ 2,828,297	\$ 2,886,649	\$ 58,352	2.06%	Jun 2021	Oct 2022	1 Yr/5 Mos
2	Deerfield ES	\$ 3,744,720	\$ 3,774,694	\$ 29,974	0.80%	Jun 2021	Oct 2022	1 Yr/5 Mos
3	Oak Creek ES	\$ 2,654,110	\$ 2,594,372	\$ (59,738)	-2.25%	Jun 2021	Oct 2022	1 Yr/5 Mos
4	Plaza Vista School	\$ 4,040,617	\$ 4,113,879	\$ 73,262	1.81%	Jun 2021	Oct 2022	1 Yr/5 Mos
TOTALS		\$ 13,267,744	\$ 13,369,594	\$ 101,850	0.77%			





MEASURE E **STATE FUNDING**



Meadow Park Elementary School

STATE FUNDING PROPOSITION 2

- **Proposition 2 – Passed on November 5, 2024***
 - Modernization.....\$4.0 Billion
 - New Construction.....\$3.3 Billion
 - Career Technical Education.....\$600.0 Million
 - Charter Schools.....\$600.0 Million
- **As of December 31, 2025**
 - Modernization
 - \$1.45 Billion in Applications Received Beyond Bond Authority (409 applications on waiting list)
 - Construction
 - Funds are available

* Proposition 2 was approved for \$10.0 Billion. The numbers above do not include Community College Facilities of \$1.5 Billion.



STATE FUNDING

SUMMARY OF STATE GRANTS

- **Measure E State Grants**
 - Received to Date.....\$46,884,317
 - Modernization Funds.....\$28,673,322
 - New Construction Funds.....\$18,210,995
 - Pending.....\$452,110
- **Schools Facility Program**
 - State Grant reimbursement for eligible funds
 - New Construction: District's share = 50% | State Grant matching 50%
 - Modernization: District's share = 60% | State Grant matching 40%
- **Future Applications**
 - Facilities staff continues to submit applications for eligible projects.



OFFICE OF PUBLIC SCHOOL CONSTRUCTION: STATE GRANTS

State Grants Received

➤ State Grants Received from Proposition 51 Bond funds

STATE FUNDED PROJECTS (Prop. 51) – Measure E Only	
Site Name	Amount Received
Creekside High School (Series 1 CTEFP: Const. Tech.)	\$439,400
Woodbridge High School (Series 1 CTEFP: Perf. Arts)	\$3,000,000
College Park ES (Series 1: MOD)	\$527,914
Culverdale ES (Series 1: MOD)	\$784,679
Santiago Hills ES (Series 1: MOD)	\$625,105
Stone Creek ES (Series 1: MOD)	\$896,562
Stone Creek ES (Series 1: NC)	\$727,603
Irvine HS (Series 1: MOD)	\$4,256,129
University HS (Series 1: MOD)	\$735,286
Creekside HS (Series 1: NC)	\$1,166,945
Sierra Vista MS (Series 1: NC)	\$1,671,605

The State grants funds are through the State School Facility Program currently under Proposition 51.

STATE FUNDED PROJECTS – Measure E Only (Cont'd.)	
Site Name	Amount Received
South Lake MS (Series 1: NC)	\$919,005
Eastshore ES (Series 1: MOD)	\$757,980
Eastshore ES (Series 1: NC)	\$833,174
Venado MS (Series 1: NC)	\$2,249,063
Rancho San Joaquin MS (Series 1: MOD)	\$570,889
Rancho San Joaquin MS (Series 1: NC)	\$1,176,896
Springbrook ES (Series 1: MOD)	\$3,472,248
Westpark ES (Series 1: MOD)	\$3,729,015
Brywood ES (Series 1: MOD)	\$3,133,957
Woodbridge HS (Series 1: NC)	\$3,219,613
Springbrook ES (Series 1: NC)	\$1,211,516
Meadow Park ES (Series 1: NC)	\$1,358,675
Meadow Park ES (Series 1: MOD)	\$3,529,201
Brywood ES (Series 1: NC)	\$1,343,490
University Park ES (Series 2: MOD)	\$1,565,006
Bonita Canyon ES (Series 1: MOD)	\$334,581
Greentree ES (Series 1: MOD)	\$373,866
Lakeside MS (Series 1: MOD)	\$364,925
Turtle Rock ES (Series 2: NC)	\$1,776,256
South Lake MS (Series 3A: NC)	\$557,154
South Lake MS (Series 3A: MOD)	\$4,580,985
Total State Funds Received	\$46,884,317



OFFICE OF PUBLIC SCHOOL CONSTRUCTION: STATE GRANTS

Step 1a: “Acknowledged” List

When no State Funding is available

- Project applications submitted beyond the Proposition 51 Bond Authority
- Subject to IUSD Board Resolution acknowledging exhaustion of funds
- Waiting for future State Bond (potentially in 2024)

Step 1b: “Workload” List

When State Funding is available

- Project applications submitted to OPSC, waiting for staff review
- Anticipate funding under Prop. 51 and General Fund Allocation

STEP 1a: ACKNOWLEDGED LIST – Measure E Only

Site Name	Estimated Funding
Total State Funding Acknowledged	\$0

*Subject to NC Eligibility

STEP 1b: OPSC WORKLOAD LIST – Measure E Only

Site Name	Anticipated Funding
Oak Creek ES (Series AFAP: NC)*	\$452,110
Total State Funding Anticipated	\$452,110

*Subject to NC Eligibility



OFFICE OF PUBLIC SCHOOL CONSTRUCTION: STATE GRANTS

Step 2: “Unfunded (Lack of AB 55)” List

- Project applications have been fully reviewed by OPSC staff
- Subject to bi-annual Priority Funding Letter
- Projects funded with General Fund Allocation not subject to Unfunded List or Priority Funding Letter

Step 3: “Apportioned” List

- Project applications that were previously on the Unfunded (Lack of AB 55) list
- Submitted bi-annual Priority Funding Letter
- Shovel-Ready within 90 days of moving to Apportioned list
- Ready for fund Release request funding under Proposition 51 and General Fund

STEP 2: OPSC UNFUNDED LIST – Measure E Only	
Site Name	Amount Approved
Total State Funded Applications	\$0

STEP 3: APPORTIONED LIST – Measure E Only	
Site Name	Amount Approved
Total State Funded Applications	\$0





MEASURE E

PROGRAM SCHEDULE

PROGRAM SCHEDULE

2026

2027

SERIES 4 Projects

University HS – New Performing Arts

Increment #1 (Athletic Fields)

Bid

Procurement

Construction

Increment #2 (New Performing Arts Center – Design only)

Design/DSA Approval

Construction will start after Series 5 Bond sale

Lakeside MS – New Music Classroom/Renovated Multipurpose Room/Nutrition Services Expansion

Construction

Northwood HS – New Practice Gym

Bid

Construction

College Park ES – Nutrition Services Expansion

Bid

Construction

Sierra Vista MS – New Music Classroom/Nutrition Service Expansion

DSA

Bid

Procurement (construct after new MPR is complete)

Construction

Venado MS – MPR Improvements (scope to be determined)





MEASURE E

PROJECT UPDATES

THE BEAR

COLLEGE PARK ES (Nutrition Services Expansion)

4



Nutrition Service renovation/expansion – Rendering

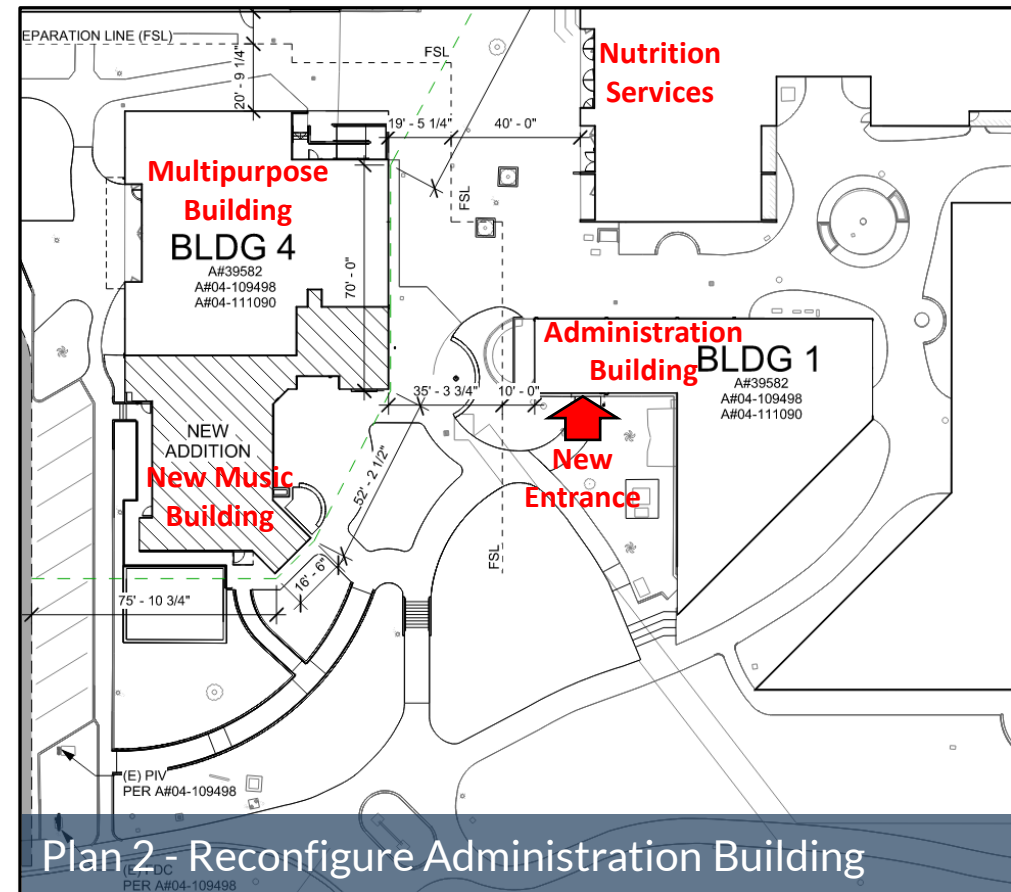
**Measure E
Series 4 Project**



Nutrition Service renovation/expansion – Rendering



LAKESIDE MS (Bid Alternate: Reconfigure Administration Building)



Measure E Series 4 Project

BACKGROUND The current entrance into the Administration Building is located in the center of campus (Plan 1). With the new Music Building, additional student circulation will occur in the front of campus (Plan 2). Facilities staff, site administration, and the architect developed a design that creates a new entrance facing the front of campus (Plan 2). The reconfiguration of the Administration Building was included as an additive Bid Alternate, meaning, if the bids received were within the budget, then the District would have an opportunity to accept the additive Bid Alternate. Bids were received on November 6, 2025 and were within the budget. Bid Alternate was approved at the December 9, 2025 Board of Education Meeting.




LAKESIDE MS (New Music Classroom/MPR Improvements/Nutrition)

4



New music classroom – Rendering

**Measure E
Series 4 Project**



MPR improvements – Rendering



LAKESIDE MS (New Music Classroom/MPR Improvements/Nutrition)

4



**Measure E
Series 4 Project**

Sitework improvements – Rendering from Street



LAKESIDE MS (New Music Classroom/MPR Improvements/Nutrition)

4



Relocated Bike Rack Area

Measure E
Series 4 Project

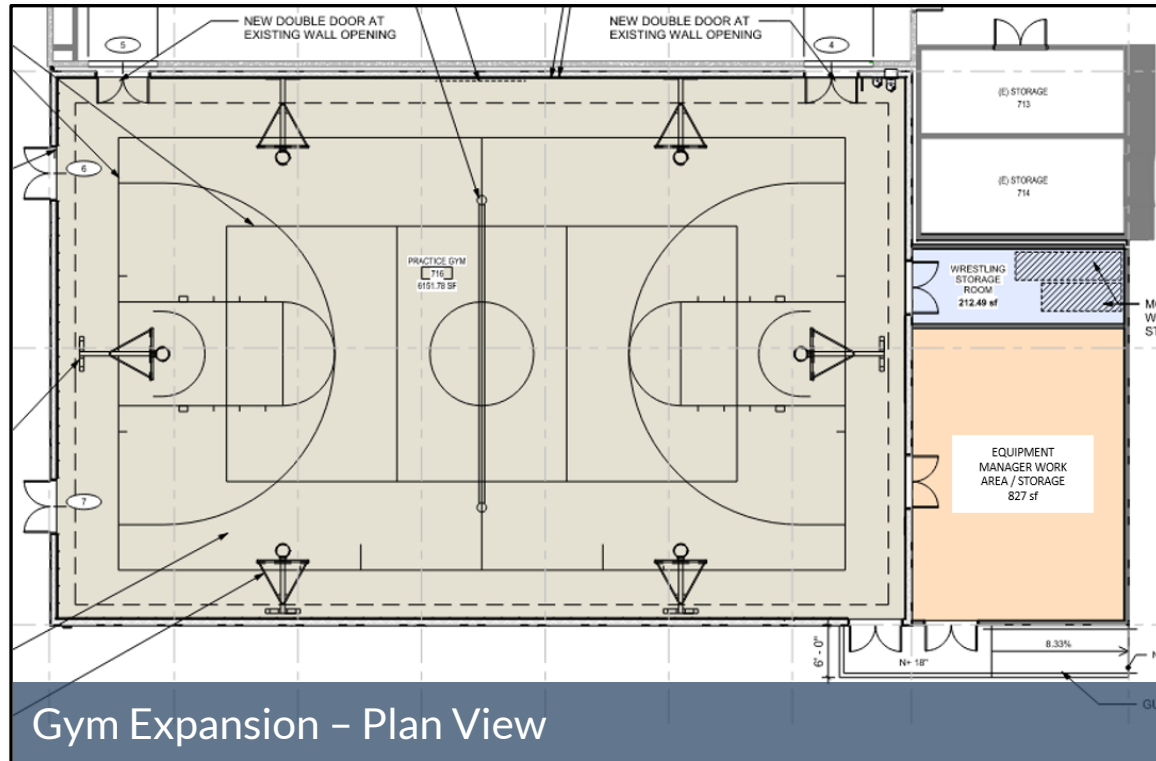


Demolition of Bike Rack Area/Site Concrete



NORTHWOOD HS (New Practice Gym)

4



**Measure E
Series 4 Project**



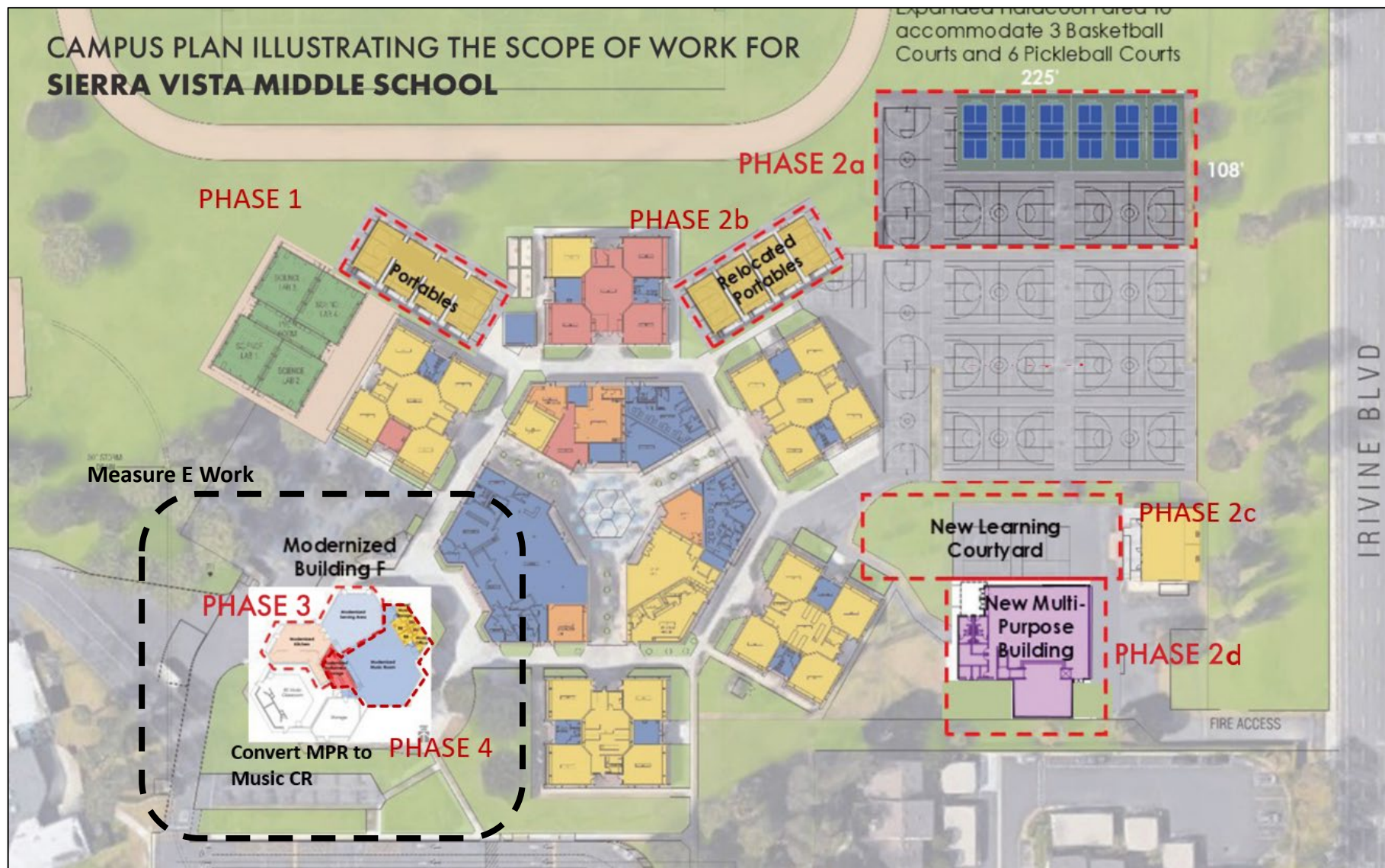
SIERRA VISTA MS (Music Classroom/Nutrition Services)

Existing MPR will be converted to a music classroom and expanded Nutrition Services area (Phase 3 and Phase 4).

Series 4 includes the design phase and DSA approval.

Improvements within Building F will be part of the Series 5 projects.

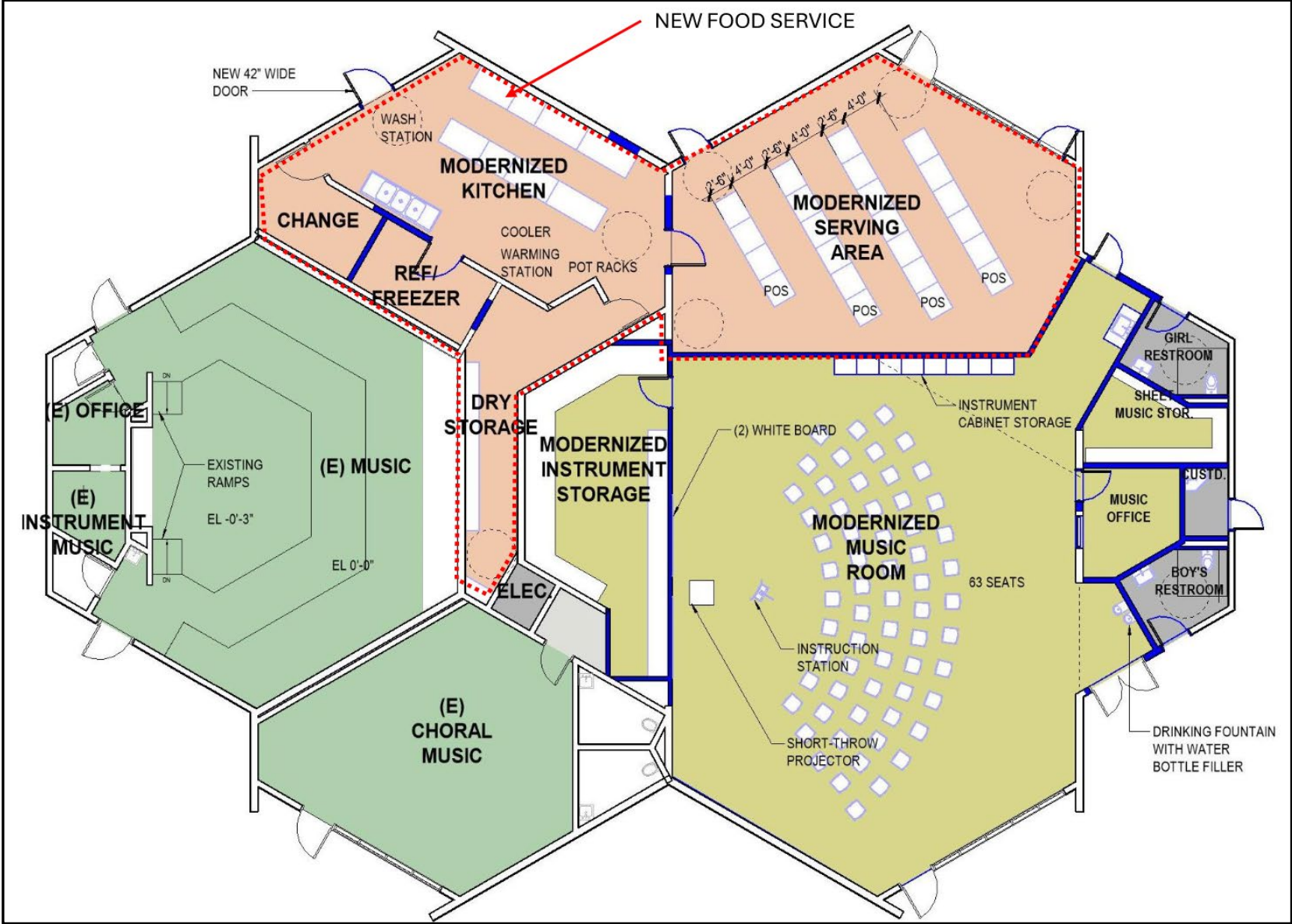
**Measure E
Series 4/5 Project**



4

SIERRA VISTA MS (Music Classroom/Nutrition Services)

4



Measure E
Series 4/5 Project




SIERRA VISTA MS (Music Classroom/Nutrition Services)

4



Converted Multipurpose Room to a Music Classroom

**Measure E
Series 4 Project**



Converted Multipurpose Room to Speed lines

UNIVERSITY HS (New Performing Arts Center)

The new Performing Arts Center (PAC) is planned to be a two (2) increment project, anticipated to be phased over a five-to-six year period.

- Increment No. 1 is scheduled to start summer 2026 and includes the relocation of the JV softball field, fencing around the Varsity softball field, relocation of eight (8) tennis courts, demolition of existing tennis courts/handball courts, site clearing for new PAC, and the design and approval of the new PAC plans.
- Increment No. 2 is anticipated to start construction when Series 5 funds become available.

**Measure E
Series 4 Project**



UNIVERSITY HS (New Performing Arts Center)

Increment No. 2: Conceptual Rendering

4



Measure E
Series 4/5 Project

Proposed PAC and Site Improvements – Rendering

UNIVERSITY HS (New Performing Arts Center)

Increment No. 2: Conceptual Renderings

4



New PAC Plaza – Rendering

Measure E
Series 4/5 Project



New PAC from Culver Boulevard – Rendering



UNIVERSITY HS (New Performing Arts Center)

Increment No. 2: Conceptual Renderings

4



New PAC Plaza Seating Area – Rendering

Measure E
Series 4/5 Project



New PAC Plaza Towards Stadium – Rendering

UNIVERSITY HS (New Performing Arts Center)

Increment No. 2: Conceptual Renderings

4



**Measure E
Series 4/5 Project**



REMAINING SERIES 4 PROJECTS



- Venado MS (MPR Improvement)
 - Programming Phase – reviewing the leveling of the floor and adding instrument storage in the music classroom

Measure E
Series 4 Project



QUESTIONS

NEXT MEETING

April 27, 2026 at 6:30pm

Location: To be determined

