

The background features several abstract blue watercolor-style shapes. In the top left, there are two overlapping, soft-edged shapes. On the right side, there are several thin, parallel, curved lines that resemble a stylized wave or a ribbon. In the bottom left corner, there is a cluster of small, dark blue dots of varying sizes, some with faint trails, suggesting a digital or network theme.

# Digital Citizenship in IUSD

November 14, 2024

## Scenario 1

Your child sees a mean comment about a classmate on social media. The comment has several “likes” from other kids at school. How would you want your child to respond? What could they do to support their classmate?

## Scenario 2

An online friend asks your child for personal information, like their phone number or where they live. How should your child handle this? What would you want them to understand about sharing personal information online?

## Scenario 3

Your child reads a surprising story online and believes it's true. They want to share it with their friends. How can they check if it's reliable? What would you want them to know about evaluating information online?

## Scenario 4

Your child is in a group chat where one person is being picked on or excluded. They feel uncomfortable but don't want to lose friends by speaking up. What advice would you give them in this situation?

## Scenario 5

Your child often uses their tablet or phone late at night, affecting their sleep and school performance. How would you talk with them about setting boundaries? What strategies could help them manage screen time?



## Scenario 6

Your child comes across an online game ad that promises a “free trial,” but requires a credit card. They want to sign up. How could you discuss with them the risks of online purchases and understanding “free” offers?



# What is Digital Citizenship?

Digital Citizenship encompasses the skills, responsibilities, and behaviors one is expected to exhibit while productively and positively existing in an online and/or digital environment. It's about how we interact online, the choices we make, and the impact of those choices on ourselves and others.








# 01

## Digital Wellness






# Digital Wellness

## **My Digital Life**

Students explore how and why they use technology differently at home and school, including how online expectations change depending on the setting. They will also recognize that their online actions have real-world consequences.



## **Media Balance**

Students reflect on their media use and think critically about how digital media affects our community and society.


## **Device Care**

Students identify best practices for taking care of school devices as an academic tool and their responsibilities.



# 02

## Digital Communication






# Digital Communication

## Online Communication

Students reflect on using intrapersonal and interpersonal skills to build and strengthen positive online communication and communities.

## Cyberbullying and Hate Speech

Students examine different types of unkind language to understand what distinguishes unkindness from cyberbullying and hate speech, including how each issue affects others and the required responses for each.





# 03

## Digital Literacy






# Digital Literacy


## Media Literacy

Students critically think about the information they interact with in their digital lives, including evaluating for purpose and credibility and utilizing information responsibly.

## Artificial Intelligence


Students develop a foundational understanding of artificial intelligence, including its capabilities, limitations, and ethical implications, to enable them to navigate an AI-driven world safely and responsibly.





**04**

# **Digital Security**






# Digital Security

## Privacy & Security

Students learn concrete strategies for safe, appropriate digital interactions so they can minimize the risks associated with online sharing.

## Digital Footprint

Students reflect on how sharing information online can affect themselves and others, both positively and negatively, and learn how to manage their online presence to their advantage.





The background features abstract blue watercolor splatters and line art. On the left, there are several curved, parallel lines. In the center and right, there are irregular, soft-edged watercolor shapes in various shades of blue, with small dark blue dots scattered around them.

# Support

## FOR STUDENTS

- **Curriculum Design:** A curated scope and sequence for digital citizenship is made available, covering topics like online safety, responsible use, and critical evaluation of information.
- **EdTech Mentors:** Teacher leaders in each school, known as EdTech Mentors (ETMs), receive ongoing training and support to support the school site in delivering digital citizenship lessons and best practices into the site's instruction

The background features abstract blue watercolor splatters and line art. On the left, there are several curved, parallel lines. In the center and right, there are irregular watercolor shapes in various shades of blue, with small dark blue dots scattered around them.

# Support

## FOR PARENTS

- **Community Resources:** IUSD provides information and resources for parents on the district's website.
- **Public-Facing Communication:** IUSD posts timely articles and social media reminders on best practices and tips for working with children and their digital interactions.



# Support

## FOR EDUCATORS

- **Professional Development:** EdTech Mentors (ETMs) have access to best practices for teaching social media and digital literacy, sharing resources, and collaborating on implementation strategies.
- **External Resources:** The district utilizes and recommends high-quality external resources like Common Sense Media and Be Internet Awesome to supplement its digital citizenship curriculum and provide additional support for both teachers and families.

# Digital Citizenship at Home

**Talk to your children about their online activities:** Stay engaged and aware of their digital world.

**Model positive digital citizenship:** Demonstrate responsible online behavior and critical thinking skills.

**Establish clear guidelines and expectations:** Create family media agreements and discuss responsible technology use.

**Stay informed about online trends and risks:** Utilize resources and tools to stay up-to-date on the latest digital challenges.

The background features several light blue watercolor washes and numerous small, dark blue splatters scattered across the white space. A prominent brushstroke with multiple parallel lines is visible in the upper right quadrant.

# Parents Resources

Connection between school and home is critical



# Common Sense Media Content Review

Search thousands of books, movies, games, and apps to see what is appropriate for the age of your child.

<https://www.commonsensemedia.org/>





# Screen Time Articles and Research

Filter results by your child's age and device used to see the most up-to-date and relevant results regarding screen time for your family.

<https://www.common sensemedia.org/articles/screen-time>



# **Social Media Articles and Research**

Filter results by your child's age and social media platform used to see the most up-to-date and relevant results regarding social media and your family.


<https://www.common sensemedia.org/articles/social-media>





# At Home Monitoring and Filtering

<https://bit.ly/AtHomeMonitoring>

The image features a white background with several decorative blue watercolor elements. On the left side, there is a large, vertical, light blue brushstroke that tapers towards the bottom, surrounded by numerous small, dark blue splatters of varying sizes. At the top right, there are several parallel, dark blue brushstrokes that curve downwards. In the bottom right corner, there are two overlapping, light blue watercolor shapes that resemble soft-edged brushstrokes or ink blots.

**Empowering our children to  
be responsible digital  
citizens isn't just about  
teaching them to navigate  
technology—it's about  
guiding them to use it with  
integrity, kindness, and  
wisdom.**