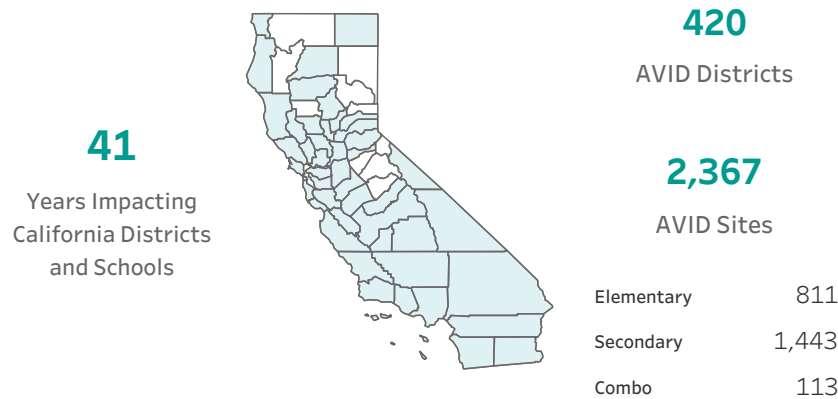




# California Snapshot

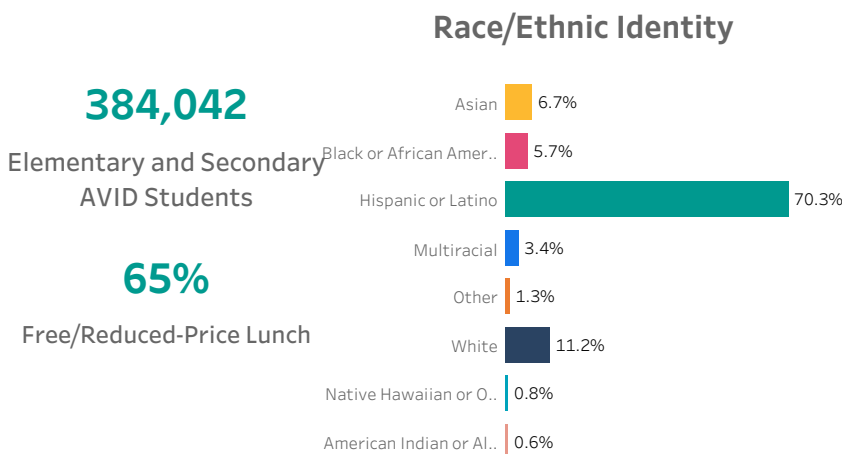
**AVID, Advancement Via Individual Determination**, is a 501(c)(3) nonprofit organization established in 1980. During the 2021–22 school year, AVID impacted more than 2.5 million students, providing academic and social support to ensure students’ success in high school, college, and careers.

## AVID California Current Statewide Impact



**278,804** California teachers, administrators, and counselors are AVID-trained

## California AVID Students Served: 2021-2022



## Goals of the AVID College and Career Readiness System

- Accelerate underachieving students who have potential into more rigorous courses.
- Teach academic and social skills not targeted in other classes.
- Provide intensive support with in-class tutors and a strong student-teacher relationship.
- Create a positive peer group for students.
- Develop a sense of hope and personal achievement through hard work and determination.

## AVID National

**220**

Across U.S.

**62**

In California

AVID National Demonstration Schools are exemplary models of the AVID College and Career Readiness System. Demonstration Schools undergo a rigorous validation process and are required to be revalidated every few years to ensure high levels of implementation, with quality and fidelity to AVID strategies schoolwide.

AVID. (2022). AVID secondary certification data [Electronic Database].

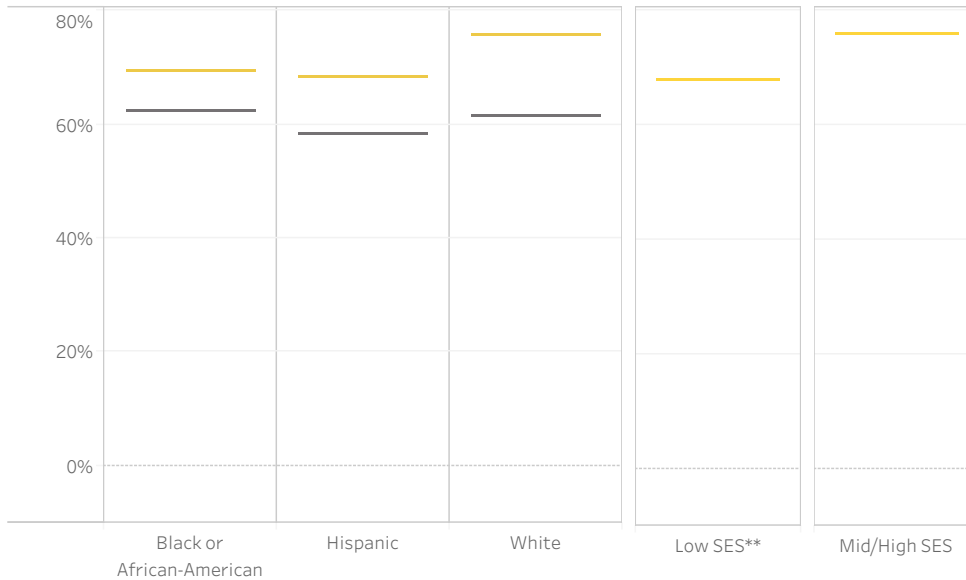
AVID. (2022). AVID secondary and elementary data collection [Electronic Database].

# AVID California

## Closing the Opportunity Gap

### Enrollment\* at Two and Four-Year College Campuses: 2020-2021

**AVID California** seniors are enrolling at more consistent rates between major subgroups than the **U.S. population overall**.



\*Enrollment data for the first fall term after high school; \*\*Socio-Economic Status (SES) US Comparator Data not available. AVID. (2021). AVID senior data collection: AVID seniors in California N = 18,335 [Electronic Database]. National Bureau of Economic Research. (2021). Current Population Survey supplement files [Data File]. Retrieved from <http://www.nber.org/data/cps.html>  
 U.S. Census Bureau. (2021). Table 7. Enrollment status of high school graduates 15 to 24 years old, by type of school, attendance status, and sex: October. Retrieved from <https://www.census.gov/data/tables/2021/demo/school-enrollment/2021-cps.html>  
 Some results may be masked due to small numbers to protect student confidentiality.

### Impressive Results for AVID California Seniors

**78%**

Took at Least One Course of Rigor\*

**100%**

Graduated On Time

**3.4**

Average High School GPA

**85%**

Applied to Four-Year College

**78%**

Accepted to Four-Year College

**92%**

Completed Four-Year College Entrance Requirements

\*Course of Rigor: AP®/IB®/Cambridge; AVID. (2018-2022). AVID senior data collection: AVID California N = 47,991 [Electronic Database].



AVID's mission is to close the opportunity gap by preparing all students for college and career readiness and success in a global society.

**AVID.org**