

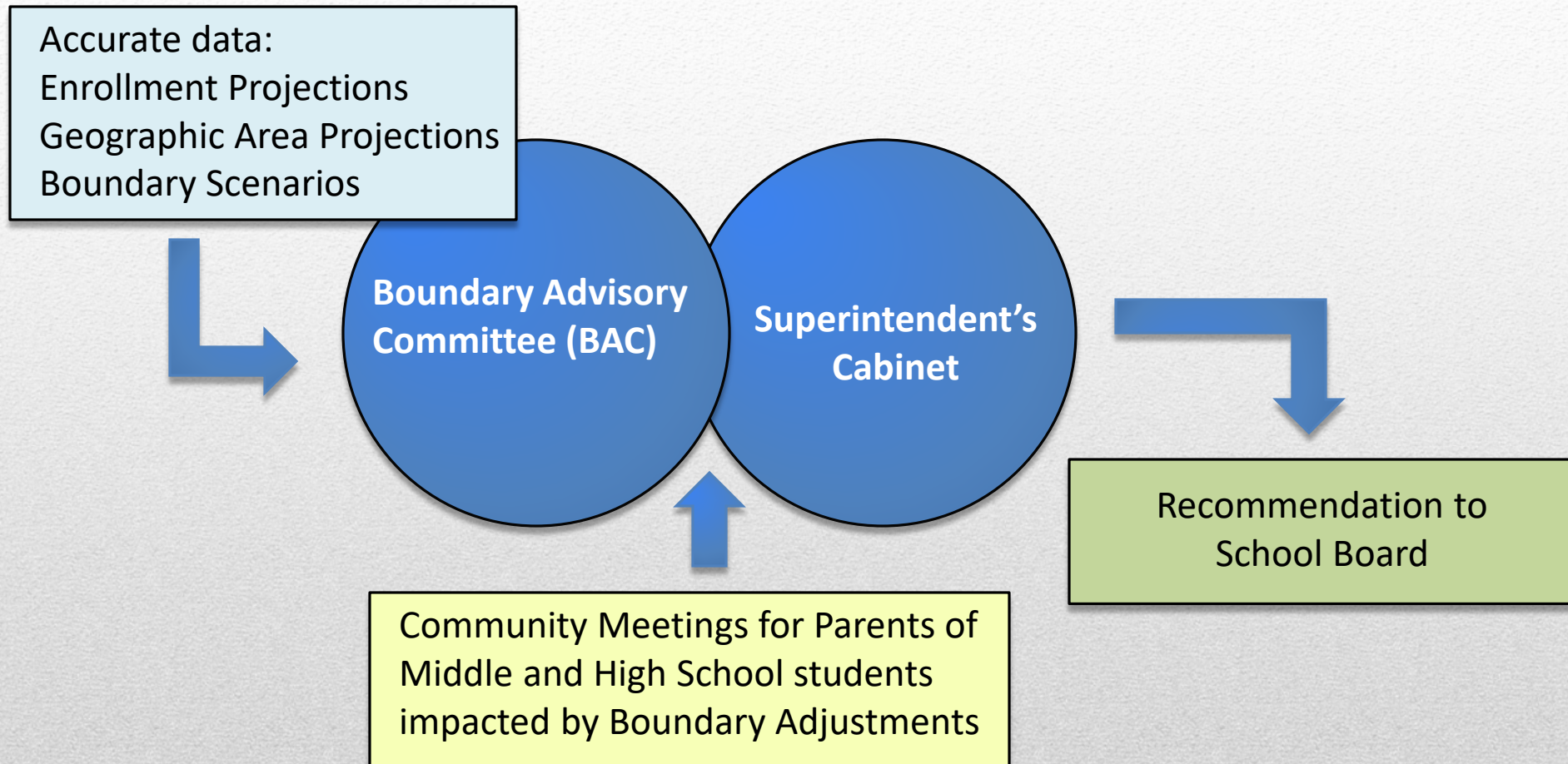
Board of Education Meeting December 12, 2017

Middle School and High School Boundary Adjustment

Agenda

1. Boundary Adjustment Process and Committee
2. Summary of Three Parent meetings in November
3. BAC Roles & Responsibilities and Boundary Criteria
4. Middle and High School Enrollment Projections
5. MS and HS Boundary Options 1 through 4
6. BAC discussion on each option and consensus
7. Superintendent's Cabinet recommendation
8. MS and HS Option 1 Boundary Graphics and Data
9. Final Steps

Decision-Making Structure



Communicate Adjusted Boundaries to Parents and Students

Boundary Advisory Committee Composition

• Parents: 2 per HS, 2 per MS, 2 At-Large	14
• Students: 1 per High School	3
• Teachers: 1 per HS and 1 per MS	6
• Classified Staff: Site Admin. Assistants	2
• HS and MS Principals:	6
• District Administrators:	<u>6</u>
Total Committee Members:	37

Advisory Committee Chair: Tony Ferruzzo, Consultant

Summary of Three Parent Meetings

District staff provided a summary, a copy of all input cards, and parent communications to:

- ✓ Board of Education members,
- ✓ Boundary Advisory Committee members
- ✓ Superintendent Cabinet members

Parent Meeting Concerns

These bulleted items consolidate concerns and perceptions expressed at the Parent Forums:

- ✓ Newer developments given priority
- ✓ Parents purchased homes assuming their children would attend the schools closest to their homes
- ✓ Increased traffic and children getting to school safely
- ✓ Splitting friends and breaking with the existing school feeder system

BAC Role and Responsibilities

BAC's original role and responsibilities:

- ✓ Examine data for each middle and high school
- ✓ Identify/review school boundary adjustments to best meet student needs district-wide
- ✓ Identify/review school boundary adjustments to best balance student enrollment for each middle and high school

Consider input from Parent Meetings and Board Study Session and make a MS and HS boundary adjustment recommendation to the Superintendent's Cabinet and Board of Education.

Criteria for Boundary Adjustment

- ✓ Balance enrollment for Jeffrey Trail MS and Portola HS
- ✓ Provide an effective transition to adjusted attendance areas
- ✓ Balance student enrollment across the three middle and three high schools
- ✓ Provide for a feeder system from elementary to middle to high school
- ✓ Maintain enrollment within Board Policy maximums
- ✓ Enhance the positive impact on District programs
- ✓ Recognize limited District resources

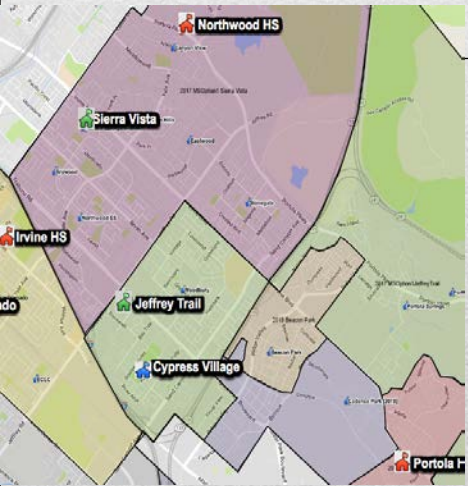
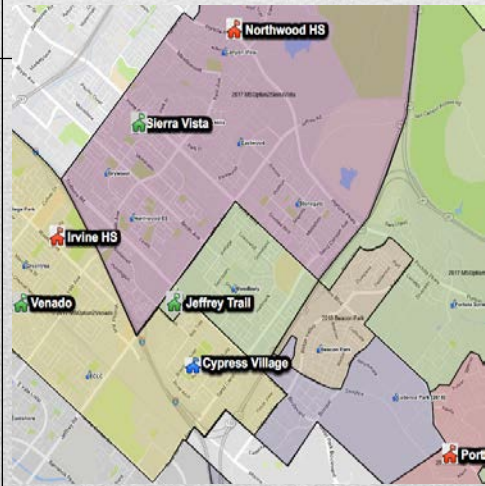
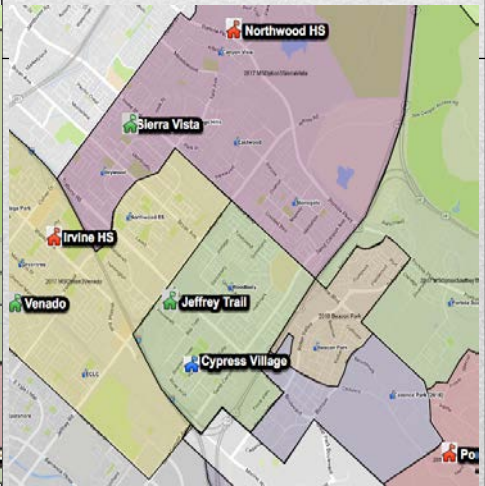
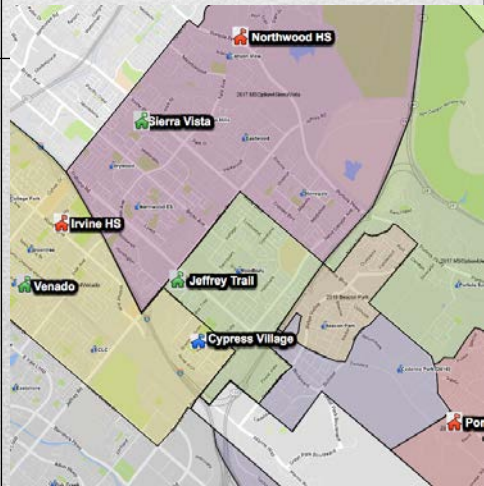
2017 High School Moderate Projections

Irvine HS	Oct-16	Sep-17	2018	2019	2020	2021	2022	2023	2024	2025	2026
Totals:	2065	2055	2203	2173	2279	2338	2341	2353	2398	2367	2385
Capacity:	2435	2435	2435	2435	2435	2600	2600	2600	2600	2600	2600
Open Seats:	370	380	232	262	156	262	259	247	202	233	215
Northwood HS	Oct-16	Sep-17	2018	2019	2020	2021	2022	2023	2024	2025	2026
Totals:	2239	2222	2160	2017	2009	1980	1939	1910	1862	1842	1843
Capacity:	2333	2333	2333	2333	2333	2600	2600	2600	2600	2600	2600
Open Seats:	94	111	173	316	324	620	661	690	738	758	757
Portola HS	Oct-16	Sep-17	2018	2019	2020	2021	2022	2023	2024	2025	2026
Totals:	396	848	1585	2432	2838	3123	3410	3541	3697	3809	3874
Capacity:	2400	2400	2400	2400	2600	2600	2600	2600	2600	2600	2600
Open Seats:	2004	1552	815	-32	-238	-523	-810	-941	-1097	-1209	-1274

2017 Middle School Moderate Projections

Jeffrey Trail	Oct-16	Sep-17	2018	2019	2020	2021	2022	2023	2024	2025	2026
Totals:	1068	1105	1207	1331	1438	1465	1554	1579	1498	1489	1518
Capacity:	1200	1200	1200	1200	1200	1200	1200	1200	1200	1200	1200
Open Seats:	132	95	-7	-131	-238	-265	-354	-379	-298	-289	-318
Sierra Vista	Oct-16	Sep-17	2018	2019	2020	2021	2022	2023	2024	2025	2026
Totals:	836	835	890	921	917	925	927	927	951	952	943
Capacity:	939	939	939	1067	1067	1067	1067	1067	1067	1067	1067
Open Seats:	103	104	49	146	150	142	140	140	116	115	124
Venado	Oct-16	Sep-17	2018	2019	2020	2021	2022	2023	2024	2025	2026
Totals:	682	630	605	643	635	626	631	655	660	660	671
Capacity:	816	816	816	976	976	976	976	976	976	976	976
Open Seats:	134	186	211	333	341	350	345	321	316	316	305

Note: Beacon Park and Heritage Fields K-8s are included in the 7-8 grade projections.
Board Policy allows capacity to increase to 1200 seats, if needed and if space allows.

Option 1	Option 2	Option 3	Option 4
Los Olivos >CV >Rancho >UHS	Los Olivos >CV >Rancho >UHS	Los Olivos >CV >Rancho >UHS	Los Olivos >CV >Rancho >UHS
Stonegate -> NHS	Stonegate -> NHS	Stonegate -> NHS	Stonegate -> NHS
Stonegate -> Sierra Vista	Stonegate -> Sierra Vista	Stonegate -> Sierra Vista	Stonegate -> Sierra Vista
	Cypress Village -> Venado	Northwood ES -> Venado	59% CV ES -> Venado 31% CV ES -> Jeffrey Trail
<p>In 2019, 158 incoming 7th graders and 143 incoming 9th graders residing in Stonegate would be attending Sierra Vista MS and Northwood HS.</p>	<p>In 2019, in addition to the Stonegate students, 127 incoming 7th graders residing in Cypress Village would attend Venado MS, and would continue to attend Irvine HS in 9th grade.</p>	<p>In 2019, in addition to the Stonegate students, 116 incoming 7th graders residing in the Northwood ES attendance area would attend Venado MS, and continue to attend Northwood HS in 9th grade.</p>	<p>In 2019, in addition to the Stonegate students, 78 incoming 7th graders residing in Cypress Village west of Roosevelt would attend Venado MS, and 49 CV incoming 7th graders would continue to attend Jeffrey Trail. Then all CV area students continue to Irvine HS.</p>
			
	Note: 10% of Cypress Village from Los Olivos would go to RSJMS.		

BAC Discussion and Consensus

At the BAC meeting on November 29, BAC members revisited the four options to consider input and concerns expressed at the three Parent Forums.

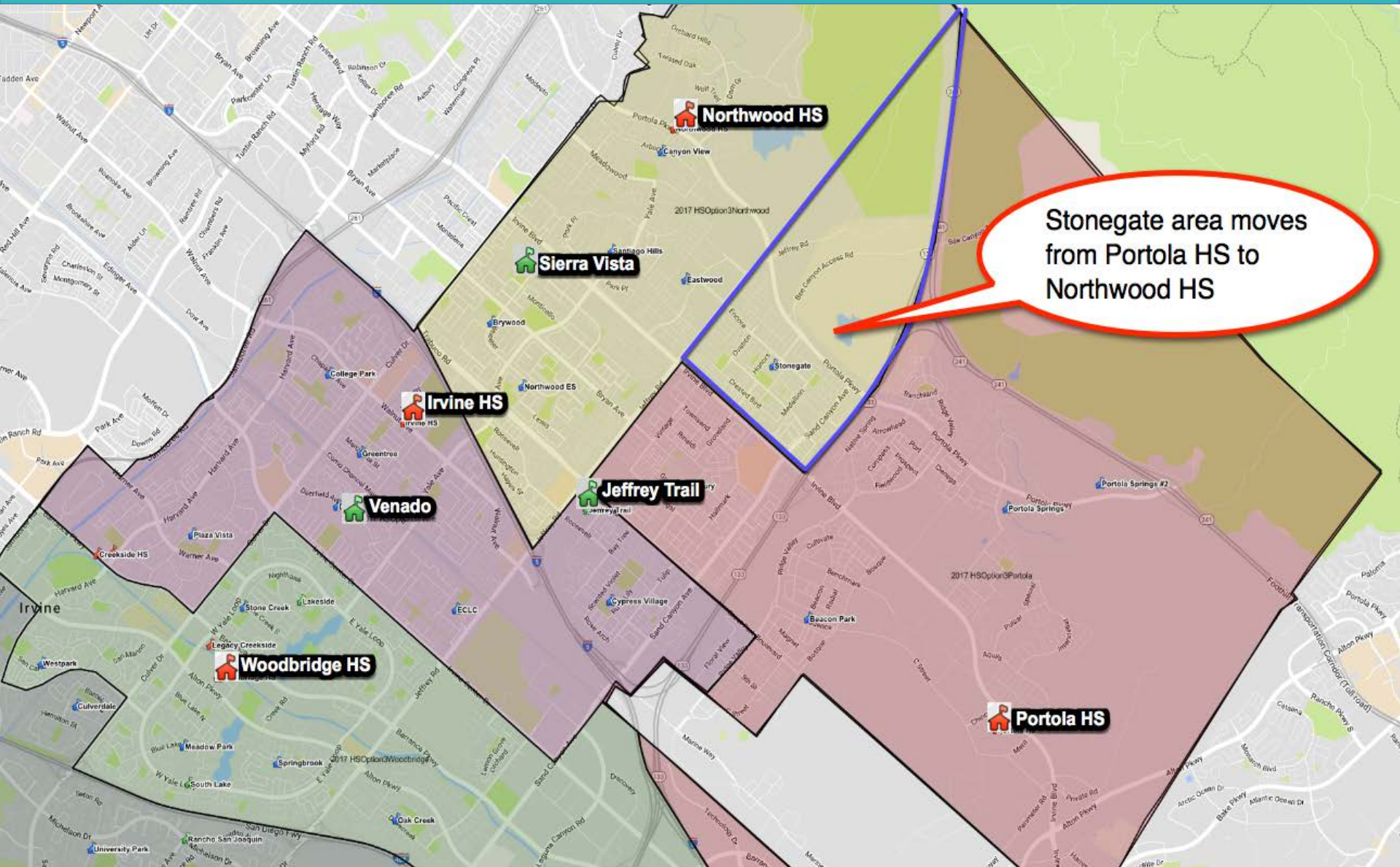
- ✓ There was consensus to recommend Option 1, eliminate Options 2 and 3, and a split decision on Option 4.
- ✓ During discussion on Option 4, members expressed concern for Venado Middle School's increasingly low enrollment and what alternatives could be considered.
- ✓ Since the BAC had no other options to support Venado, members came to consensus to recommend Option 1 and Option 4

Superintendent's Cabinet

At the Cabinet meeting on December 5, the BAC Chair and District staff relayed the results of the November 29 BAC meeting.

- ✓ Cabinet members came to consensus to recommend implementation of Option 1 for the middle and high schools in fall 2019, and eliminate Options 2, 3, and 4.
- ✓ Cabinet members discussed and agreed that support be provided to Venado Middle School to address the impact of lower enrollment on elective programs.
- ✓ In previous BAC and Cabinet discussions, it was recommended that Los Olivos community be served by Cypress Village ES, Rancho San Joaquin MS, and University HS beginning in fall 2019.

Option 1: Moves Stonegate to Northwood High School



High School Option 1: Stonegate to NHS

Option 1 Irvine HS Geographic Area Projections (residents, sans SDC)

Grade	Oct-16	Sep-17	2018	2019	2020	2021	2022	2023	2024	2025	2026
Totals:	2058	2055	2195	2174	2297	2373	2404	2416	2453	2426	2442
Capacity:	2435	2435	2435	2435	2435	2600	2600	2600	2600	2600	2600
Open Seats:	377	380	240	261	138	227	196	184	147	174	158

Option 1 Northwood HS Geographic Area Projections (residents, sans SDC)

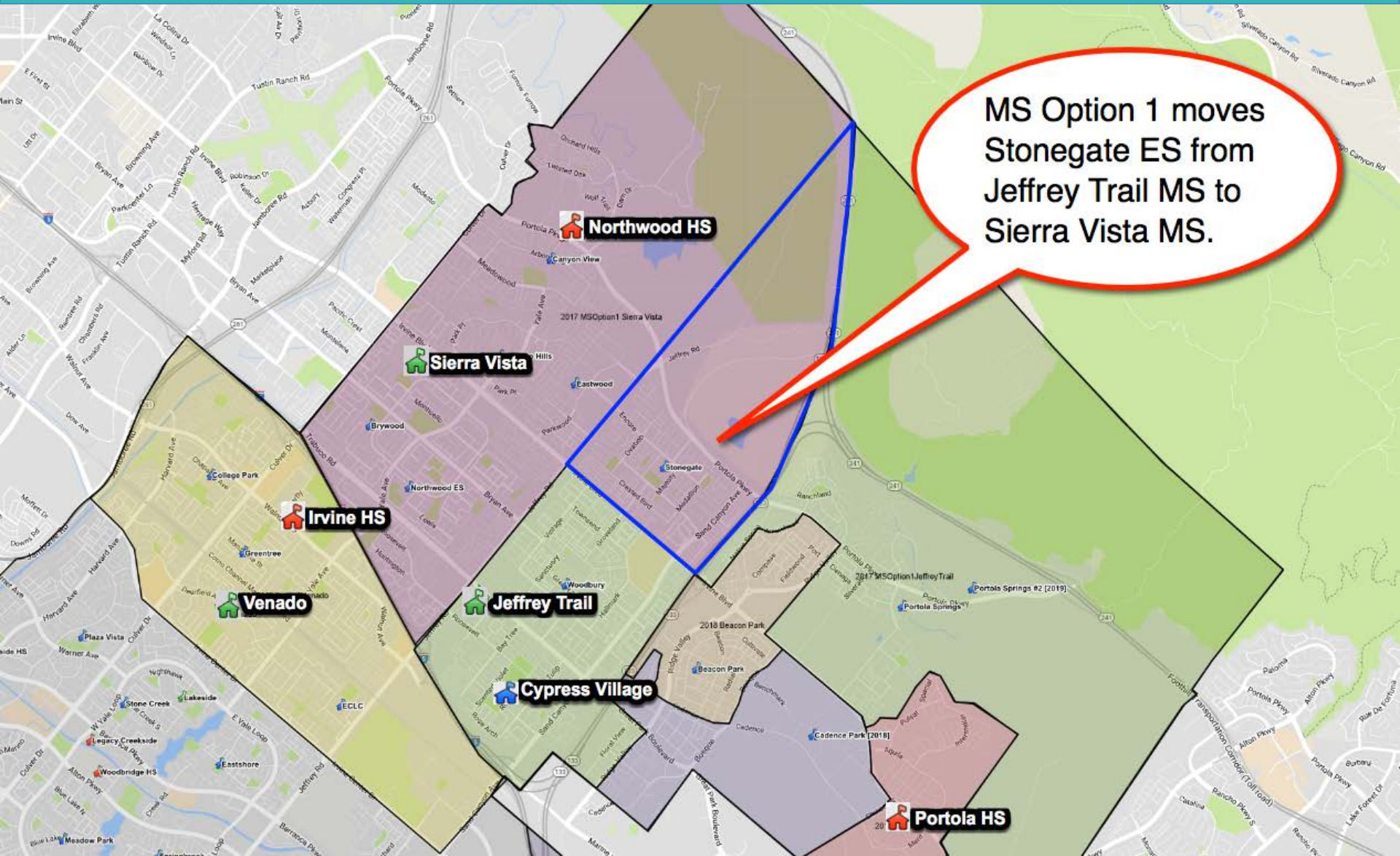
Grade	Oct-16	Sep-17	2018	2019	2020	2021	2022	2023	2024	2025	2026
Totals:	2216	2222	2138	2134	2262	2388	2515	2513	2477	2444	2417
Capacity:	2333	2333	2333	2333	2333	2600	2600	2600	2600	2600	2600
Open Seats:	117	111	195	199	71	212	85	87	123	156	183

Option 1 Portola HS Geographic Area Projections (residents, sans SDC)

Grade	Oct-16	Sep-17	2018	2019	2020	2021	2022	2023	2024	2025	2026
Totals:	391	848	1565	2247	2480	2581	2,659	2,747	2,887	2,998	3,079
Capacity:	2400	2400	2400	2400	2600	2600	2600	2600	2600	2600	2600
Open Seats:	2044	1552	835	153	120	19	-59	-147	-287	-398	-479

Note: Oct-2016 & Sept-2017 are actual enrollment numbers. 2018 are Enrollment Projections. 2019-2021 are Enrollment Projections mixed with Geographic Area Projections, as we transition 9th thru 12th grade students into new boundaries. 2022-2026 are Geographic Areas Projections. All projections are from last year's projections, until we receive this year's updated projections.

Option 1: Moves Stonegate to Sierra Vista Middle School



Middle School Option 1 - Stonegate to SVMS

Option 1	Oct-16	Sep-17	2018	2019	2020	2021	2022	2023	2024	2025	2026
Jeffrey Trail Enrollment/Geographic Area Projections (residents, sans SDC)											
Totals:	1063	1106	1201	1171	1111	1125	1232	1284	1212	1203	1234
Capacity:	1200	1200	1200	1200	1200	1200	1200	1200	1200	1200	1200
Open Seats:	137	94	-1	29	89	75	-32	-84	-12	-3	-34
Sierra Vista Enrollment/Geographic Area Projections (residents, sans SDC)											
Totals:	820	834	873	1048	1204	1228	1207	1182	1197	1199	1188
Capacity:	939	939	939	1200	1200	1200	1200	1200	1200	1200	1200
Open Seats:	119	105	66	152	-4	-28	-7	18	3	1	12
Venado Enrollment/Geographic Area Projections (residents, sans SDC)											
Totals:	671	634	595	627	610	594	598	622	627	628	638
Capacity:	816	816	816	976	976	976	976	976	976	976	976
Open Seats:	145	182	221	349	366	382	378	354	349	348	338
<p>Note: Oct-2016 & Sept-2017 are actual enrollment numbers. 2018 are Enrollment Projections. 2019 is an Enrollment Projection mixed with a Geographic Area Projection, as we transition 7th and 8th grade students into new boundaries. 2020-2026 are Geographic Areas Projections. All projections are from last year's projections, until we receive this year's updated projections.</p>											

Option 1 Boundary Feeder Schools

Stonegate to SVMS and to Northwood HS

High School	Feeder Middle School	Percent of Feeder Middle School age students residing in MS and HS AA	Feeder Elementary School	Percent of Feeder Elementary School age students residing in ES and MS AA	Percent of Feeder Elementary School age students residing in MS and HS AA
Irvine HS	Jeffrey Trail	27%	Cypress Village	*90%	*90%
	Venado	100%	College Park	100%	100%
			Deerfield	100%	100%
			Greentree	100%	100%
Northwood HS	Sierra Vista	100%	Brywood	100%	100%
			Canyon View	100%	100%
			Eastwood ES	100%	100%
			Northwood ES	100%	100%
			Santiago Hills	100%	100%
			Stonegate	100%	100%
Portola HS	Beacon Park K-7	100%	(8th grade add in 2018)		
	Jeffrey Trail	73%	Portola Springs	100%	100%
			Woodbury	100%	100%
University HS	RSJMS	100%	CV - Los Olivos	10%	10%

Final Steps

1. December 12, 2017 **Board Meeting:** Action Item on adjusted middle and high school boundaries proposal
2. January 2018 Formally **Communicate** approved boundary adjustment to IUSD parents and students
3. August 2019 **Implementation** of adjusted middle and high school boundaries