





# PLAYGROUND STRUCTURE 1-5

BEHAVIOR	POSITIVE ACTION
	<ul style="list-style-type: none"> <li>• CLIMBING LADDER: go up and down same side; two at a time.</li> <li>• CLIMBING WALL: one person at a time; go up and down same side.</li> <li>• ALL BARS: to be used with hands only for hanging and swinging.</li> <li>• WHEELS: should only be used if they can be reached by jumping; swing yourself.</li> <li>• Step down from play structure carefully.</li> </ul>
	<ul style="list-style-type: none"> <li>• Know when it is your turn to play on the ladder, swings, and climbing wall.</li> <li>• Primary: may use structure before school, snack, lunch, and afternoon recess.</li> <li>• 4<sup>th</sup>/5<sup>th</sup> graders: may use structure before school and lunch time only.</li> <li>• Middle school: will use other areas for play only.</li> </ul>
	<ul style="list-style-type: none"> <li>• Follow the playground structure rules.</li> <li>• Count "25 toes" when waiting for swings.</li> <li>• Count on a different person after you get off a swing.</li> <li>• Stop swings completely before getting off.</li> <li>• Only use hands on the bars.</li> </ul>
	<ul style="list-style-type: none"> <li>• Know the rules of the playground equipment and tell others.</li> <li>• Wait your turn.</li> <li>• Share the playground structure.</li> </ul>